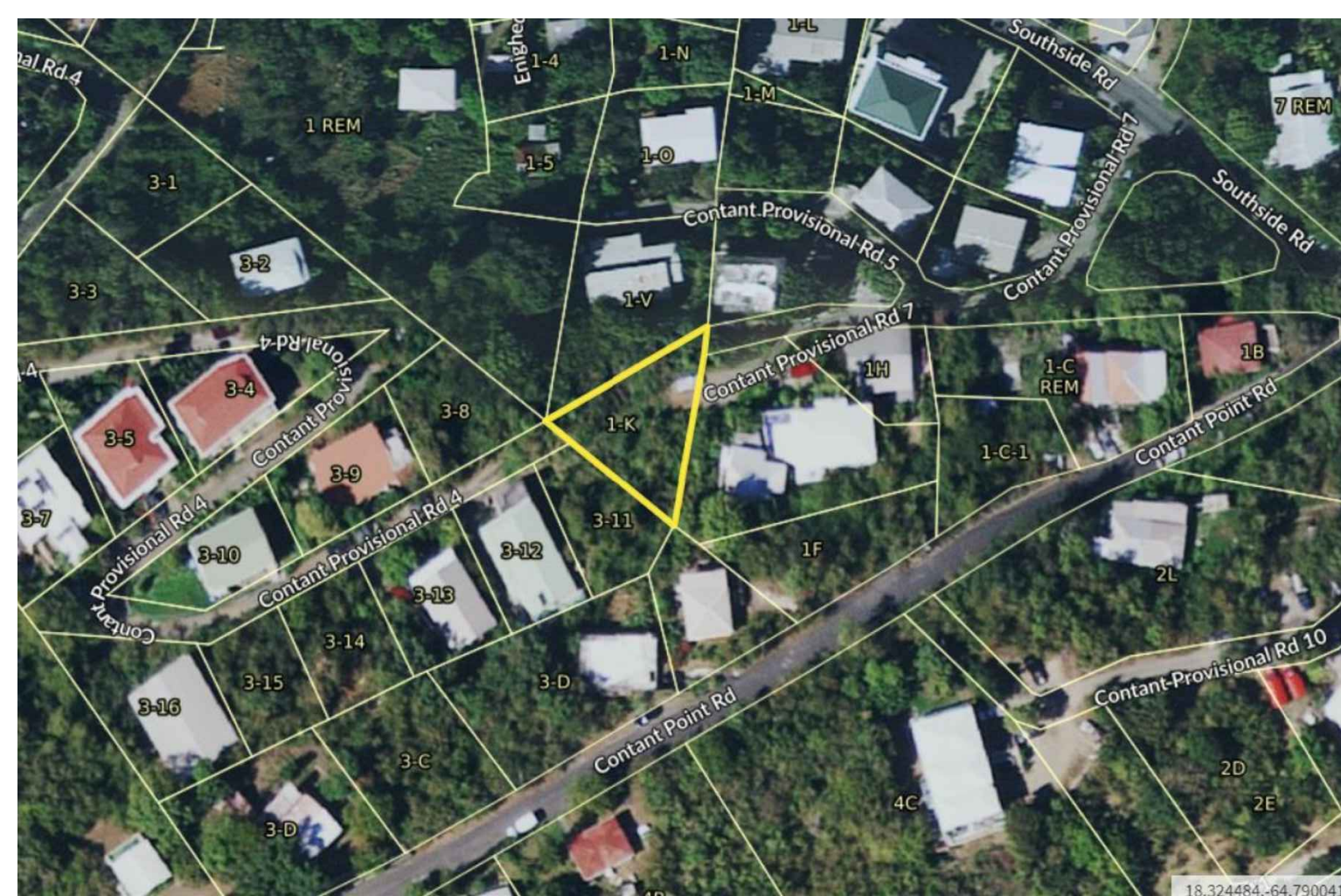


# (3) 2 BED ROOM APARTMENT UNITS FOR ALTON & LYNTHIA PHILLIP 1K CONTANT CRUZ BAY QRT, ST. JOHN, U.S. VIRGIN ISLANDS

## DRAWING INDEX

C-.00	COVER SHEET
GN-.00	GENERAL NOTES
C-1.00	SITE SURVEY
C-2.00	SITE PLAN AND SITE DETAILS
A-1.00	1ST, 2ND FLOOR PLANS DETAILS AND SCHEDULES
A-1.01	3RD FLOOR PLAN AND SCHEDULES
A-2.00	NORTH AND WEST ELEVATIONS
A-2.01	SOUTH AND EAST ELEVATIONS
A-3.00	BUILDING SECTIONS
A-3.01	ROOF PLAN AND ROOF FRAMING PLAN
A-3.02	ROOF STRUCTURAL DETAILS
A-4.00	SECTIONS "A" AND "B" AND DETAILS
S-1.00	CISTERN FOUNDATION AND CISTERN STRUCTURAL PLAN
S-2.00	FOUNDATION PLAN, 2ND FLOOR STRUCTURAL PLAN AND DETAILS
E-1.00	ELECTRICAL PLAN & NOTES
P-1.00	PLUMBING PLAN & NOTES



ARCHITECTURAL MARKS AND SYMBOLS	
	COLUMN LINE W/ DESIGNATIONS
	TOILET ACCESSORY
	PARTITION TYPE NUMBER INDICATED RATING OR OTHER INFORMATION PER "PARTITION TYPES LEGENDS."
	WINDOW TYPE
	KEYNOTES/DDDR
	CASEWORK ELEVATION
	CONTROL JOINT DETAIL NUMBER
	FLOOR ELEVATION
	NORTH ARROW
	BUILDING SECTIONS (AS DRAWN ON PLANS) SECTION NUMBER OR LETTER DRAWING NUMBER WHERE SECTION IS DRAWN
	BUILDING SECTION (AS DRAWN) SECTION NUMBER OR LETTER DRAWING NUMBER FROM WHERE SECTION IS TAKEN FROM
	WALL SECTION (AS DRAWN ON PLANS) SECTION NUMBER DRAWING NUMBER WHERE SECTION IS DRAWN
	DETAILS (AS DRAWN ON PLANS OR SECTION) DETAIL NUMBER OR LETTER DRAWING NUMBER WHERE SECTION IS DRAWN
	EXTERIOR OR INTERIOR BUILDING ELEVATION ELEVATION NUMBER OR LETTER DRAWING NUMBER WHERE ELEVATION IS DRAWN ARROW INDICATES DIRECTION OF VIEW TO ELEVATION DRAWING
	EXTERIOR OR INTERIOR BUILDING ELEVATION ELEVATION NUMBER OR LETTER DRAWING NUMBER WHERE SECTION IS DRAWN
	REVISION INDICATOR AREA OF REVISION REVISION NUMBER

ABBREVIATIONS	
APPROX. BLDGS.	APPROXIMATE BUILDINGS
B.M.	BENCH MARK
B.O.W.	BOTTOM OF WALL
CONC.	CONCRETE
CMU	CONCRETE MASONRY UNIT
COL.	COLUMN
CONT.	CONTINUOUS
CORR.	CORRUGATION
DIA.	DIAMETER
DS.	DOWNSPOUT
DTL.	DETAIL
DWG.	DRAWING
DWLS.	DOWELS
EA.	EACH
EXIST.	EXISTING
EXT.	EXTERIOR
FIN.	FINISH
FL.	FLOOR
FTG.	FOOTING
GALV.	GALVANIZE
HORIZ.	HORIZONTAL
MAX.	MAXIMUM
MIN.	MINIMUM
N.T.S.	NOT TO SCALE
O.C.	ON CENTER
PCL.	PARCEL
P.V.C.	POLY VINYL CARBONATE
REQ.	REQUIRED
SPEC.	SPECIFICATION
T.O.S.	TOP OF SLAB
T.O.W.	TOP OF WALL
TYP.	TYPICAL
VERT.	VERTICAL
W/	WITH
WD.	WOOD

MATERIAL SYMBOL INDEX	
	WOOD BLOCKING/ SHIMS
	WOOD BLOCKING <CONT.>
	FINISHED WOOD
	PLYWOOD
	BATT/ BLANKET INSULATION
	RIDGED INSULATION
	STEEL
	GRASS, LOW GROUND COVER
	METAL STUD
	CONCRETE/ PLASTER
	CERAMIC TILE
	EARTH
	ROCK
	CONCRETE (POUR IN PLACE)
	CONCRETE MASONRY
	POROUS FILL
	BRICK
	FILLED CONCRETE MASONRY UNITS
	SAND, PLASTER, OR CUT STONE
	WOOD STUD
	GLASS BLOCK
	GLASS

CONTRACTOR SHALL ADHERE TO:

1. IBC AND IRC CODE
2. NEC 2017
3. UPC 2018
4. CONSTRUCTION INFORMATION FOR A STRONGER HOME 4TH EDITION
5. BASIC WIND SPEED 165 MPH
6. SEISMIC ZONE D
7. ASCE 7-16

CONTRACTOR SHALL ALSO ADHERE TO ALL OTHER LOCAL STATUTES GOVERNING CONSTRUCTION.

ANY DEVIATION TO THE DESIGN WHILE UNDER CONSTRUCTION SHALL BE VERIFIED BY THE ARCHITECT AND APPROVED BY THE LOCAL BUILDING INSPECTOR.

CONTRACTOR MUST COMFORM OR ENSURE THAT ALL EXISTING 2x6 or 2x4 STUDS ARE SPACED NOT LESS THAN 16" o.c. . ALL FIRST FLOOR WALL STUD - FRAMING MUST BE ADJUSTED OR NEW STUDS INSTALLED TO ENSURE ALL ALIGNMENT OF STUDS WITH THE NEW STRUCTURAL METAL PROVIDED BY CROWN INTERNATIONAL STEEL BUILDING SYSTEMS TM

**JUB KING**  
& ASSOCIATES, Inc.  
Ph.(340)690-6407, jking@jubking.com  
P.O. Box 3483, St. Thomas,  
U.S. Virgin Islands 00803

### Note To Contractors:

It is the Contractor's responsibility to verify measurements and conform to all applicable Building Codes, as required. Errors, omissions, and/or all discrepancies shall be reported to the Architect of Record.

### Revisions:

### Copy Right & Disclaimer

Copyright 2004 J.U.B. King & Associates, Inc. All Rights Reserved. Except with prior written authorization by J.U.B. King & Associates, Inc., herein referred to as JUBK, the User or Client agrees not to disclose, copy, or publish any trade secret or confidential technical or business information or material of JUBK or its Affiliates or of another party to whom JUBK owes an obligation of confidence, at any time. JUBK shall not be liable to the User or Client or to anyone who may claim any right due to his relationship with JUBK for any acts or omissions in the performance of services on the part of JUBK or on the part of the agents or employees of JUBK except when said acts or omissions of the JUBK are due to their willful misconduct. The User or Client shall hold JUBK free and harm-less from any obligations, costs, claims, judgments, attorney fees, and attachments arising from or growing out of the services rendered to the User or Client pursuant to the terms of this contract or in any way connected with the rendering of said services, except when same shall arise due to the willful misconduct of JUBK, and JUBK is adjudged to be guilty of willful misconduct by a court of competent jurisdiction. This agreement shall be binding on and shall be for the benefit of the parties and their respective heirs, administrators, successors, and assigns, and shall be governed by the laws of The U.S. Virgin Islands.

### Project Information:

ALTON &  
LYNTHIA PHILLIP  
(3) 2 BED ROOM APARTMENTS

### Sheet Information:

#1K CONTANT  
CRUZ BAY QRTS.  
ST. JOHN, USVI


### Title:

COVER SHEET

### Sheet:

C - .00

### Certification & Authorization





**Note To Contractors:**

It is the Contractors' responsibility to verify measurements and conform to all applicable Building Codes, as required. Errors, omissions, and/or all discrepancies shall be reported to the Architect of Record.

**Revisions:**

**Copy Right & Disclaimer**

Copyright 2004 J.U.B. King & Associates, Inc.  
 All Rights Reserved  
 Except with prior written authorization by J.U.B. King & Associates, Inc., herein referred to as JUBK, the User or Client agrees not to disclose, copy, or publish any trade secret or confidential technical or business information or material of JUBK or its Affiliates or of another party to whom JUBK owes an obligation of confidence, at any time. JUBK shall not be liable to the User or Client or to anyone who may claim any right due to his relationship with JUBK for any acts or omissions in the performance of services on the part of JUBK or on the part of the agents or employees of JUBK except when said acts or omissions of the User or Client shall hold JUBK free and harmless from any obligations, costs, claims, judgments, attorney fees, and attachments arising from or growing out of the services rendered to the User or Client pursuant to the terms of this contract or in any way connected with the rendering of said services, except when same shall arise due to the willful misconduct of JUBK, and JUBK is adjudged to be guilty of willful misconduct by a court of competent jurisdiction. This agreement shall be binding on and shall be for the benefit of the parties and their respective heirs, administrators, successors, and assigns, and shall be governed by the laws of The U.S. Virgin Islands.

**Project Information:**

ALTON &  
 LYNTHIA PHILLIP  
 (3) 2 BED ROOM APARTMENT

**Sheet Information:**

No.1K CONTANT  
 CRUZ BAY QRTS.  
 ST. JOHN, USVI

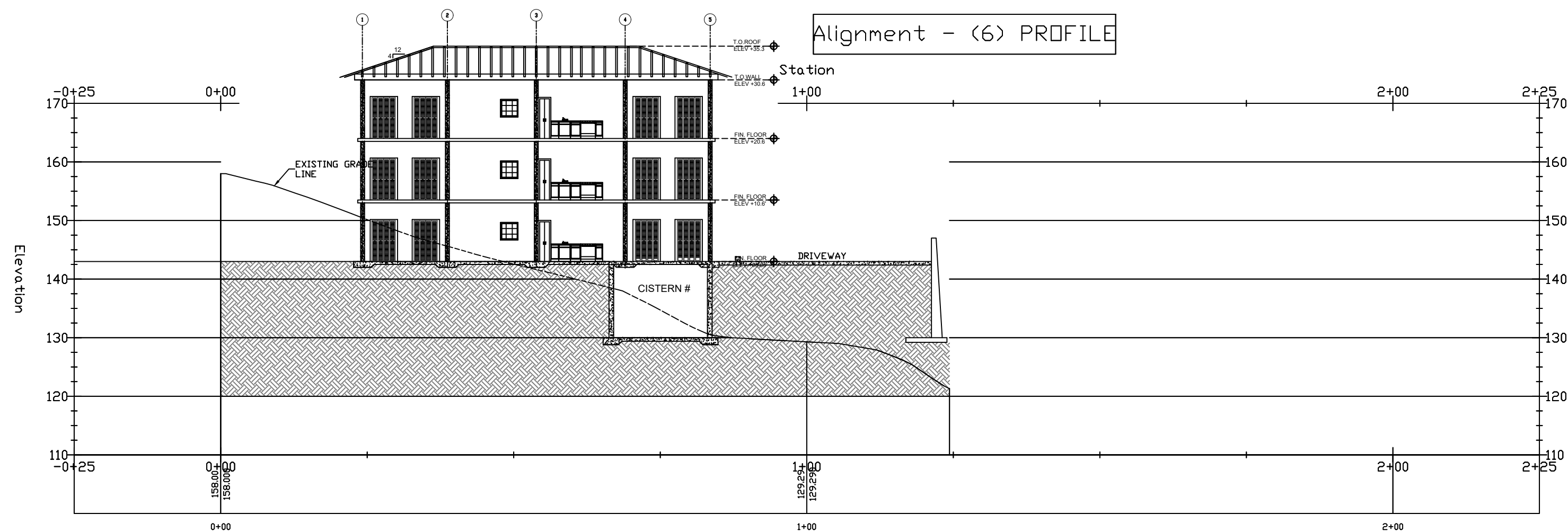

**Title:**

SITE PLAN  
 AND SITE DETAILS

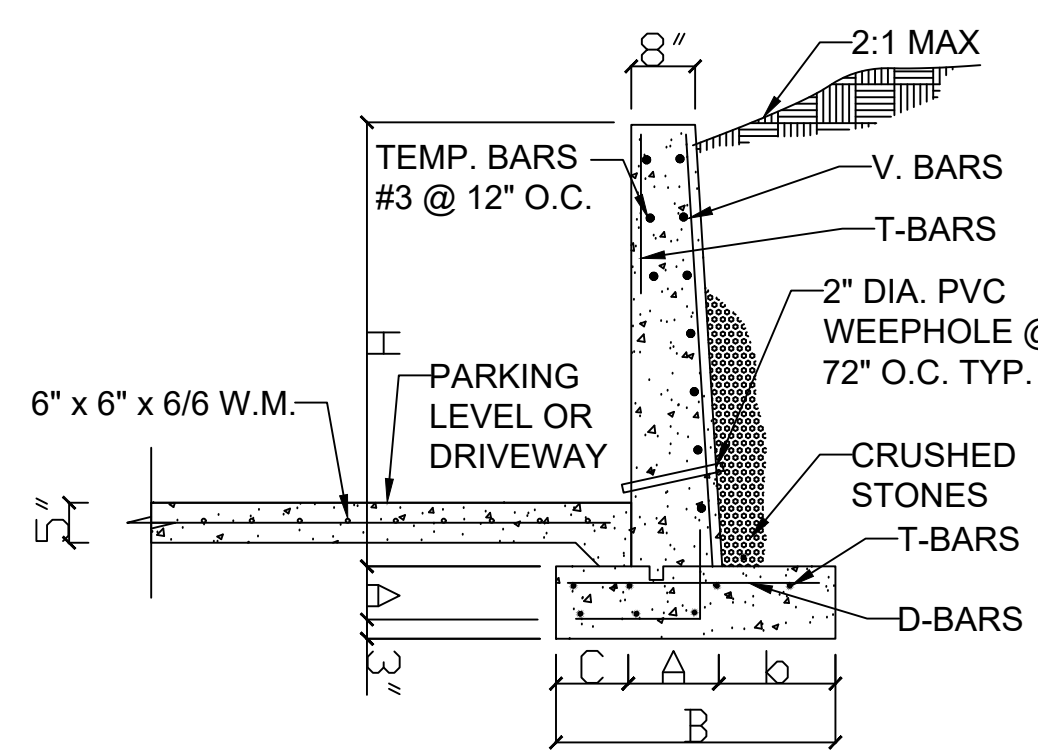
**Sheet:**

C-2.00

**Certification & Authorization**

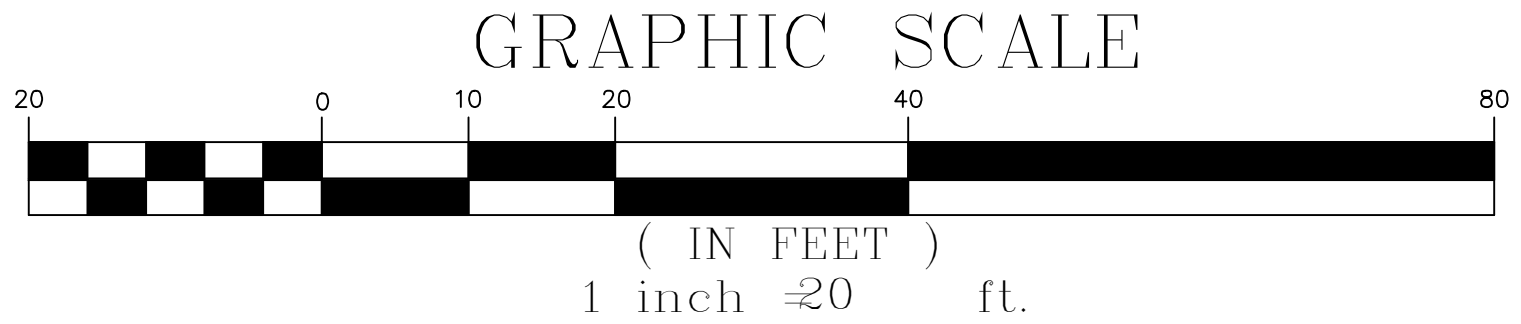
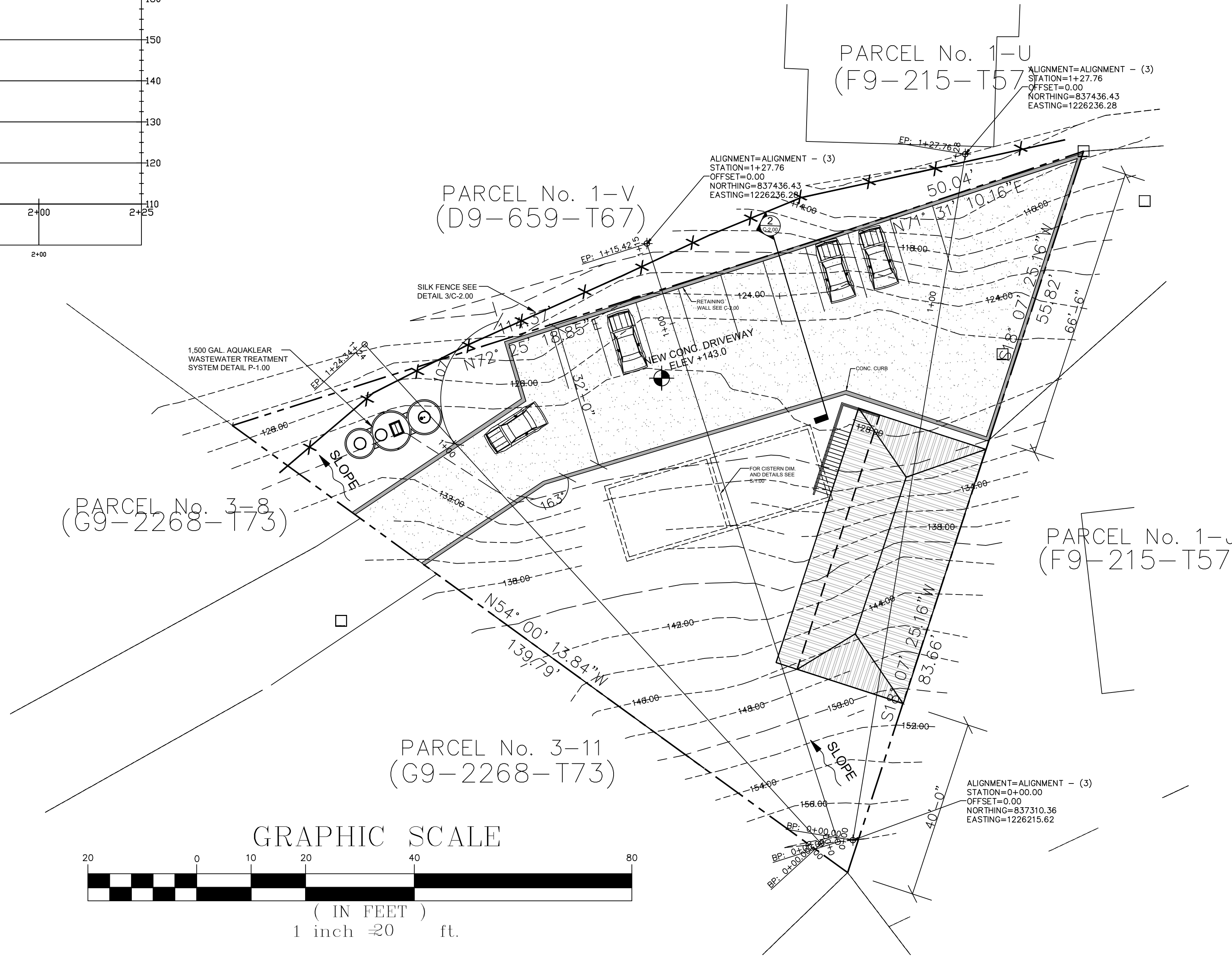


**2 SITE PROFILE**  
 SCALE: 1 TO 1



H	B	A	b	C	V-BARS	T-BARS	D-BARS
4'-0"	2'-8"	8"	1'-7"	5	#3@16"	#3@12"	#3@16"
5'-0"	3'-3"	8"	2'-2"	5	#4@16"	#3@12"	#4@16"
6'-0"	3'-9"	8"	2'-5"	8	#4@12"	#3@12"	#4@12"
7'-0"	4'-2"	8"	2'-6"	1'-0"	#4@12"	#3@12"	#4@12"
8'-0"	4'-8"	12"	2'-8"	1'-0"	#4@10"	#3@12"	#4@10"
9'-0"	5'-2"	12"	3'-2"	1'-0"	#5@12"	#4@16"	#5@12"
10'-0"	5'-9"	12"	3'-7"	1'-2"	#5@12"	#4@16"	#5@10"
11'-0"	6'-7"	13"	4'-1"	1'-5"	#5@10"	#4@14"	#5@10"
12'-0"	7'-3"	13"	4'-7"	1'-6"	#5@9"	#4@12"	#5@10"

CORRELATED TO PRV 5200



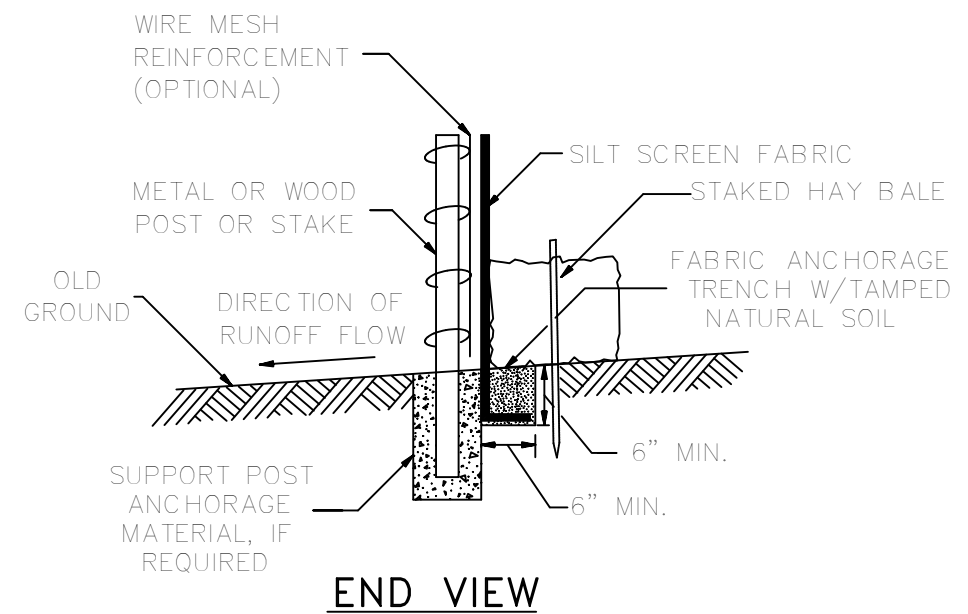
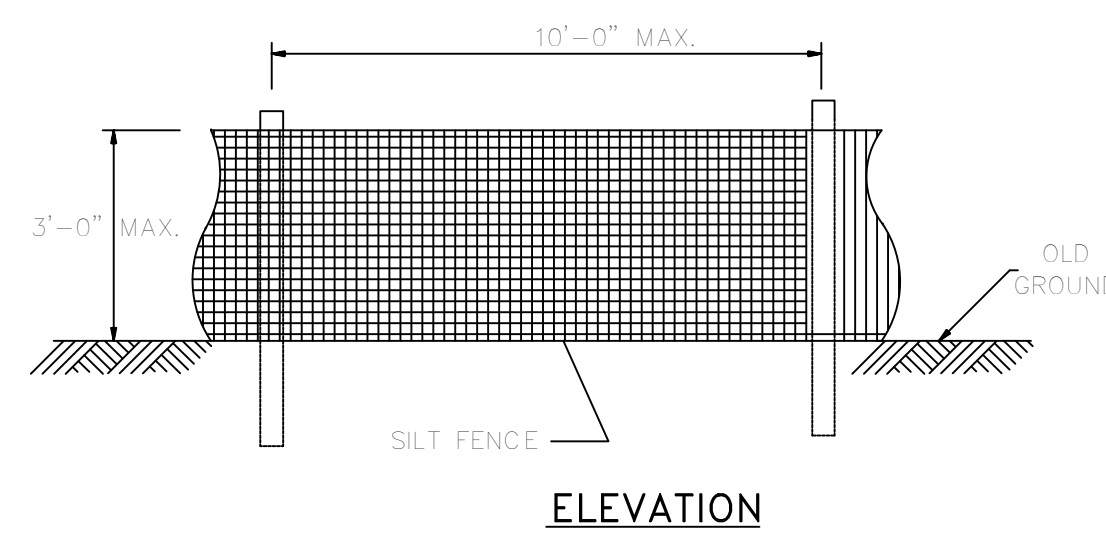
**1 SITE PROFILE**  
 SCALE: 1' = 20'-0"

**EARTH CHANGE NOTES**

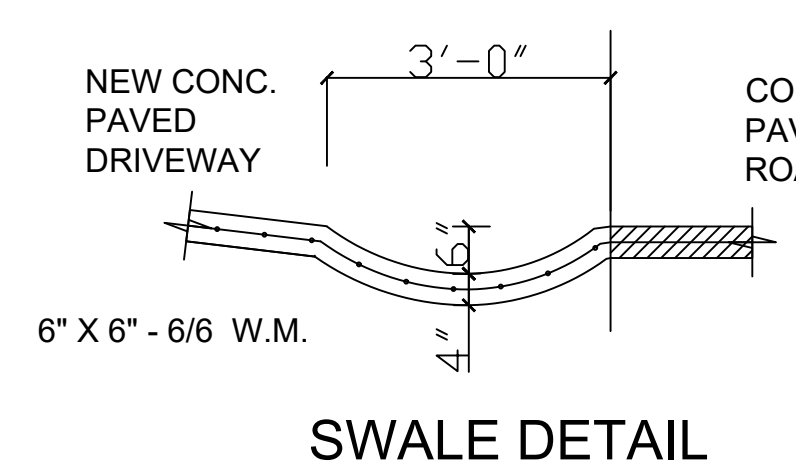
- EXISTING FOUNDATIONS, SLABS, OTHER OBSTRUCTIONS ENCOUNTERED - COMPLETELY REMOVE UNDER FOOTING AREAS TO 1' - 6" BELOW FINISHED GRADE.
- PROTECTION MEASURES SHALL BE TAKEN BY THE CONTRACTOR AND THE OWNER TO PROTECT ADJACENT PROPERTIES AND PUBLIC WAYS DURING EXCAVATION.
- SITE DISTURBANCES SHALL BE LIMITED AS CLOSELY AS POSSIBLE TO AREA DISTURBED FOR BUILDING AND SANITATION REQUIREMENTS.
- ALL FOOTINGS SHALL REST ON UNDISTURBED SOIL OR COMPACTED TO 95% MAX. DENSITY
- NO PHASE OF THE CONSTRUCTION SHALL BE PERFORMED DURING INCLEMENT WEATHER
- TRASH, DEBRIS, RUBBISH, ETC. SHALL BE REMOVED FROM SITE AND DISPOSED OF IN A LEGAL MANNER. MAINTAIN SITE IN A REASONABLY NEAT CONDITION DURING CLEARING AND DEMOLITION OPERATIONS AND THROUGHOUT THE LIFE OF THE CONTRACT.

**LANDSCAPE SPECIFICATIONS**

- UPON COMPLETION OF THE CONSTRUCTION DEVELOPMENT PROJECT, RE-VEGETATION WITH NATIVE AND COMPATIBLE DROUGHT-TOLERANT PLANTS ARE REQUIRED. THREE INCHES MIN. OF RAKED CLEAN AND SEEDED TOPSOIL REQUIRED FOR LANDSCAPING.
- LOW GROUND COVERAGE IS REQUIRED IN AREAS THAT HAVE BEEN DISTURBED DUE TO CONSTRUCTION ACTIVITY. MAINTAIN LOW GROUND COVERAGE IN AREAS NOT DISTURBED BY CONSTRUCTION ACTIVITY.
- LOW SHRUB COVERAGE IS REQUIRED IN AREAS THAT HAVE BEEN DISTURBED DUE TO CONSTRUCTION ACTIVITY.
- MAINTAIN MATURE TREES ON PROPERTY WHEN POSSIBLE. DO NOT REMOVE MATURE TREES FROM AROUND THE PERIMETER OF THE PROPERTY.



**3 SILK FENCE DETAIL**  
 SCALE: N.T.S.



**LEGEND**

- EXISTING DRAINAGE
- PROPOSED DRAINAGE
- PROPERTY LINE
- BUILDING SETBACK LINE
- SILT FENCE
- 3/4" Ø PIPE FOUND
- 1/2" Ø REBAR FOUND
- UTILITY POLE
- UNMARKED POINT

**Note To Contractors:**

It is the Contractors' responsibility to verify measurements and conform to all applicable Building Codes, as required. Errors, omissions, and/or all discrepancies shall be reported to the Architect of Record.

**Revisions:**

**Copy Right & Disclaimer**

Copyright 2004 J.U.B. King & Associates, Inc., All Rights Reserved  
 Except with prior written authorization by J.U.B. King & Associates, Inc., herein referred to as JUBK, the User or Client agrees not to disclose, copy, or publish any trade secret or confidential technical or business information or material of JUBK or its Affiliates or of another party to whom JUBK owes an obligation of confidence, at any time. JUBK shall not be liable to the User or Client or to anyone who may claim any right due to his relationship with JUBK for any acts or omissions in the performance of services on the part of JUBK or on the part of the agents or employees of JUBK, except when said acts or omissions of the JUBK are due to their willful misconduct. The User or Client shall hold JUBK free and harmless from any obligations, costs, claims, judgments, attorney fees, and attachments arising from or growing out of the services rendered to the User or Client pursuant to the terms of this contract or in any way connected with the rendering of said services, except when same shall arise due to the willful misconduct of JUBK, and JUBK is adjudged to be guilty of willful misconduct by a court of competent jurisdiction. This agreement shall be binding on and shall be for the benefit of the parties and their respective heirs, administrators, successors, and assigns, and shall be governed by the laws of The U.S. Virgin Islands.

**Project Information:**

**ALTON &  
 LYNTHIA PHILLIP  
 (3) 2 BED ROOM APARTMENT**

**Sheet Information:**

No. 1K CONTANT  
 CRUZ BAY QRTS.  
 ST. JOHN, USVI


**Title:**

3rd FLOOR PLAN &  
 DETAILS & SCHEDULES

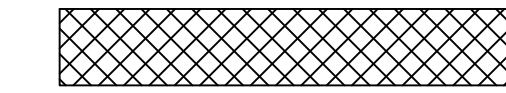
**Sheet:**

**A-1.01**

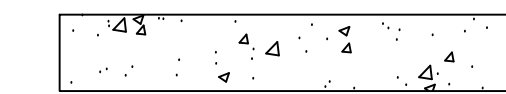
**Certification & Authorization**



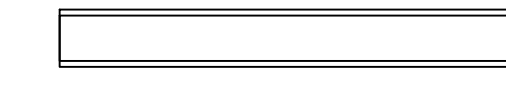
**WALL LEGEND**




**CMU WALL** (4" - 6" - 8" - 12")  
 REINF. W/ #4 VERT. @ 24" O.C. & DUROWALL HORIZ. @ 16" O.C.



**CONC. WALL**  
 THICKNESS AND REINF. AS PER DETAIL



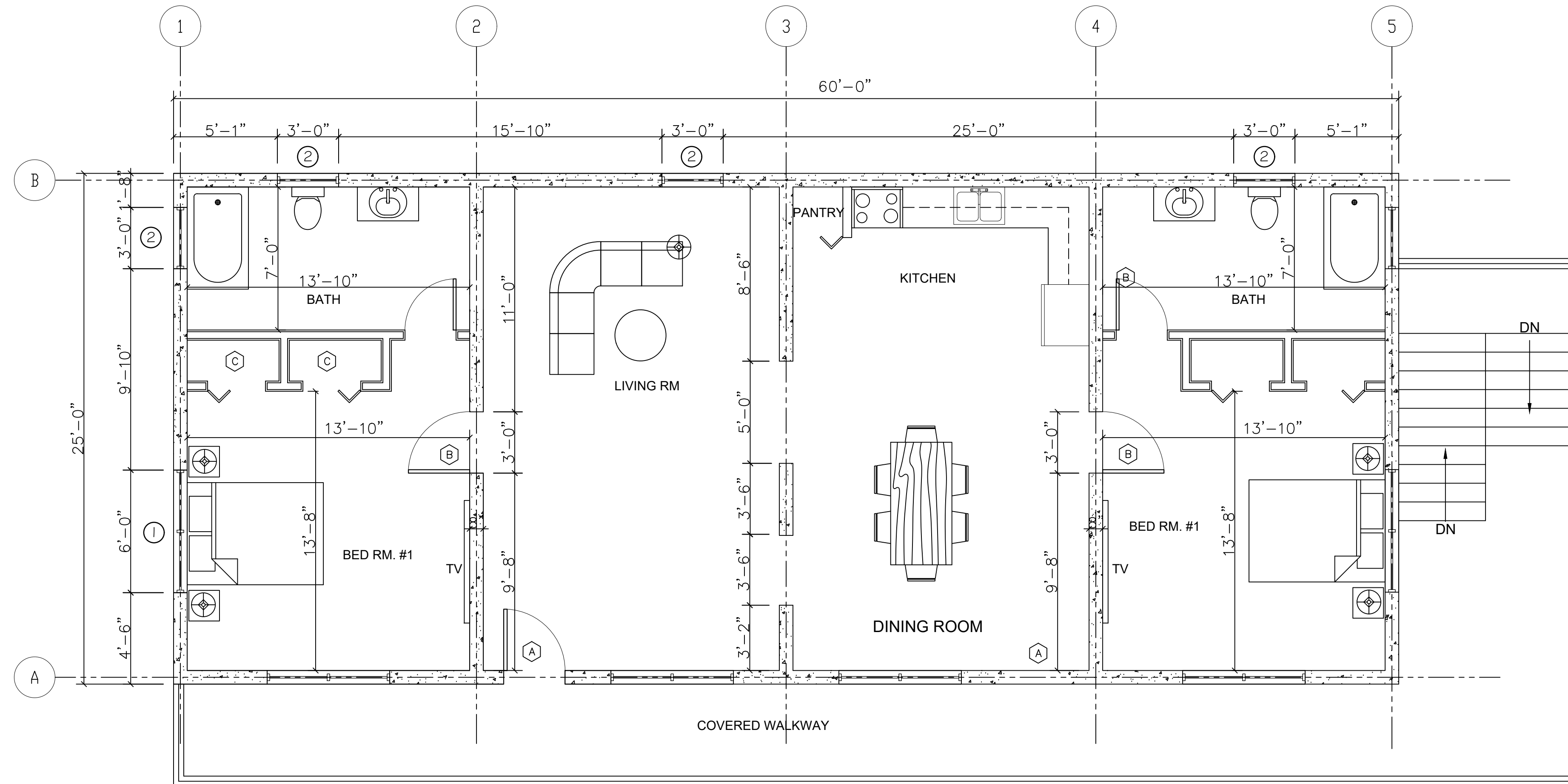
**STUD WALL** (2X4 - 2X6)  
 @ 16" O.C. W/ 5/8" SHEETROCK OR CEMENT BOARDS EACH SIDE



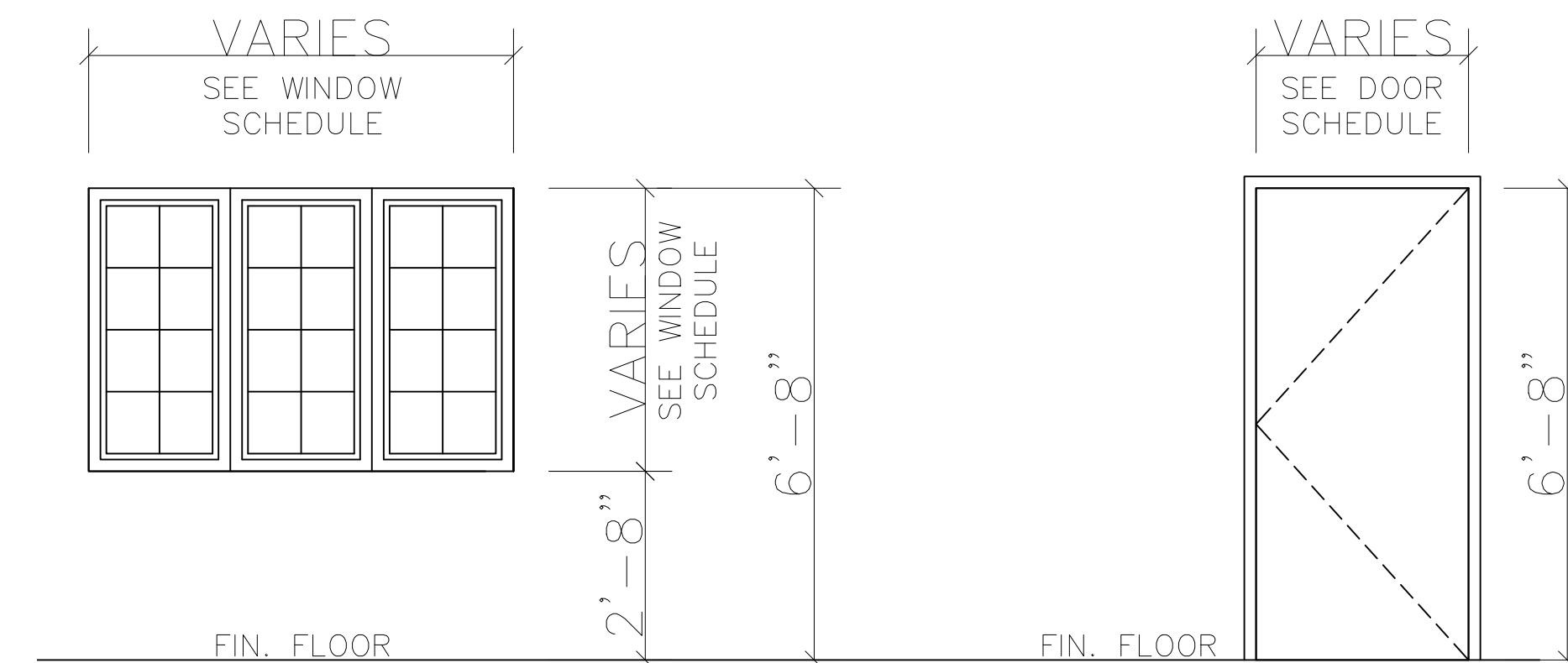
**WINDOW**  
 INSTALLED AS PER MANUFACTURER'S SPECIFICATIONS



**CONC. COLUMN**  
 SIZE AND SHAPE VARIES



**1** THIRD FLOOR PLAN  
 A 1.01 SCALE: 1/4"=1'-0"



**3** WINDOWS AND DOORS HEIGHTS AND LENGTH  
 A 1.00 SCALE: 1/4"=1'-0"

**DOOR SCHEDULE**

MARK	WIDTH	HIGHT	TYPE	QTY.	REMARKS
A	3'-0"	6'-8"	FRONT ENTRANCE DOOR	1	
B	3'-0"	6'-8"	INTERIOR DOOR	2	
C	4'-8"	6'-8"	CLOSET BI-FOLDING DOORS	2	

**WINDOW SCHEDULE**

MARK	WIDTH	HIGHT	TYPE	QTY.	REMARKS
1	6'-0"	4'-0"	SELECTED BY OWNER	6	ALL 6'-0" WINDOWS ARE EGRESS
2	3'-0"	4'-0"	SELECTED BY OWNER	6	



**Note To Contractors:**  
 It is the Contractor's responsibility to verify measurements and conform to all applicable Building Codes, as required. Errors, omissions, and/or all discrepancies shall be reported to the Architect of Record.

**Revisions:**

**Copy Right & Disclaimer**

Copyright 2004 J.U.B. King & Associates, Inc. All Rights Reserved. Except with prior written authorization by J.U.B. King & Associates, Inc., herein referred to as JUBK, the User or Client agrees not to disclose, copy, or publish any trade secret or confidential technical or business information or material of JUBK or its Affiliates or of another party to whom JUBK owes an obligation of confidence, at any time. JUBK shall not be liable to the User or Client or to anyone who may claim any right due to his relationship with JUBK for any acts or omissions in the performance of services on the part of JUBK or on the part of the agents or employees of JUBK, except when said acts or omissions of the JUBK are due to their willful misconduct. The User or Client shall hold JUBK free and harmless from any obligations, costs, claims, judgments, attorney fees, and attachments arising from or growing out of the services rendered to the User or Client pursuant to the terms of this contract or in any way connected with the rendering of said services, except when same shall arise due to the willful misconduct of JUBK, and JUBK is adjudged to be guilty of willful misconduct by a court of competent jurisdiction. This agreement shall be binding on and shall be for the benefit of the parties and their respective heirs, administrators, successors, and assigns, and shall be governed by the laws of The U.S. Virgin Islands.

**Project Information:**

**ALTON & LYNTHIA PHILLIP**  
 (3) 2 BED ROOM APARTMENT

**Sheet Information:**

No. 1K CONTANT CRUZ BAY QRTS. ST. JOHN, USVI

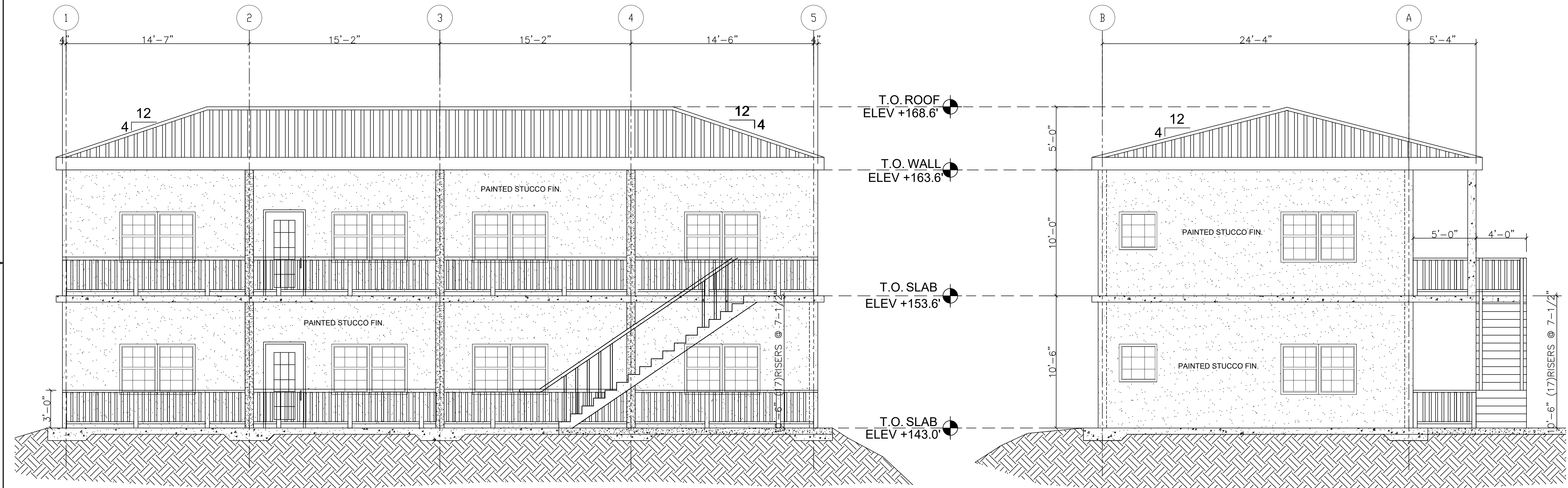

**Title:**

ELEVATIONS

**Sheet:**

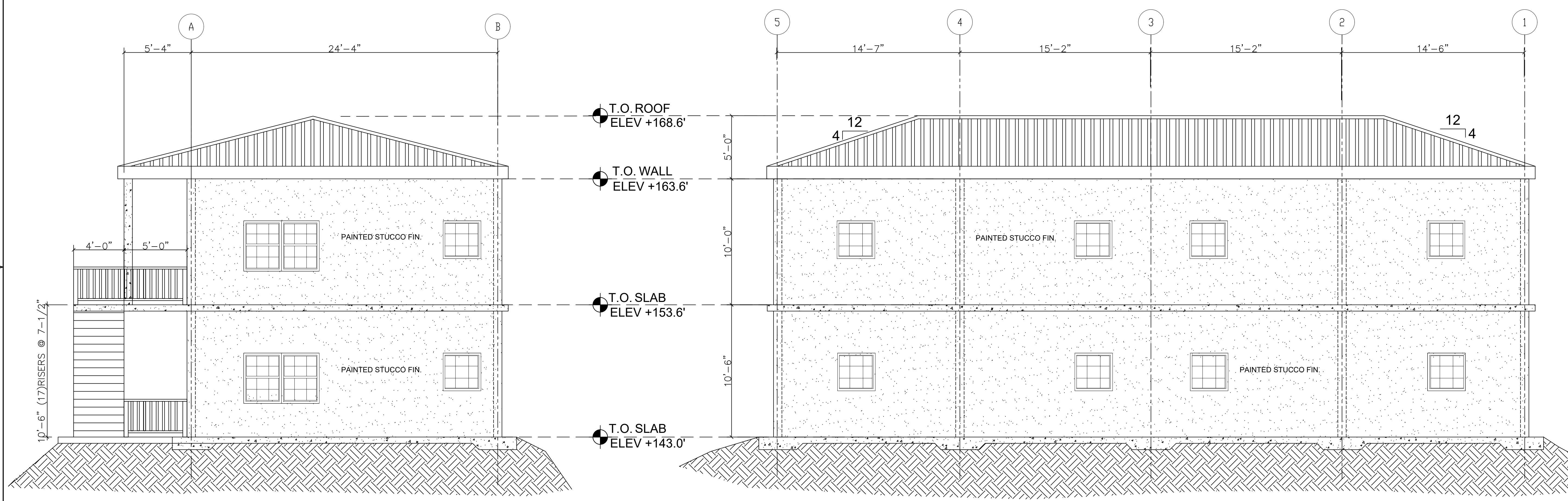
A-2.00

**Certification & Authorization**



**1 NORTH ELEVATION**  
 A 2.00 SCALE: 1/4"=1'-0"

**2 WEST ELEVATION**  
 A 2.00 SCALE: 1/4"=1'-0"



**3 EAST ELEVATION**  
 A 2.00 SCALE: 1/4"=1'-0"

**4 SOUTH ELEVATION**  
 A 2.00 SCALE: 1/4"=1'-0"

## ROOF GENERAL NOTES

1. ALL LUMBER USED SHALL BE PRESSURE TREATED
2. FB OF RAFTERS SHALL BE 1300 PSI MINIMUM
3. ALL PLYWOOD JOINTS SHALL BE STAGGERED
4. ALL PLYWOOD SHEATHING SHALL BE ATTACHED TO THE RAFTER BY SCREWS #8 SCREWS 2 1/4" @ 6" O.C. OUTSIDE EDGE 12" O.C INTERIOR OF PLYWOOD SHEETS
5. ALL PURLINS TO RAFTERS SHALL HAVE #10 SCREWS 4" LONG
6. ALL INTERIOR WALL SHALL BE RAISED TO THE UNDERSIDE OF RAFTERS OR SHEATHING
7. PROVIDE 3000 P.S.I CONC. FOR BEAM INFILL
8. ALL STEEL REINFORCEMENT SHALL HAVE A Fy OF 60,000
9. USE 6" WIDE TAPE TO SEAL PLYWOOD JOINTS
10. ALL EXPOSED SIDE OF ALL THE RAFTERS AND 6X6 POSTS SHALL BE BEADED WITH A ROUTED
11. CONTRACTOR IS RESPONSIBLE FOR PAINTING OR STAINING THE CEILING AND RAFTERS TWO COATS MINIMUM. THE OWNER SHALL CHOOSE THE COLOR OF PAINT OR STAIN.
12. ALL SIMPSON CONNECTORS SHALL HAVE MANUFACTURER'S APPROVED FASTENERS
13. THE CONTRACTOR MAY CHOOSE AS AN ALTERNATE A DOUBLE 2X MEMBER IN LIEU OF A 4X MEMBER
14. THE CONTRACTOR SHALL APPLY TWO COATS OF VULKEM WATER PROOFING TO THE CONCRETE ROOF SLAB
15. ALL ROOFING CONNECTORS SHALL BE 16 GA. MINIMUM AND HOT DIPPED GALVANIZED
16. PROVIDE GALVANIZED DOWN SPOUT SUPPORT BRACKET TO WALL SPACED @ 3'-0" O.C. MAX.
17. PLUMBING VENTS SHALL BE EXTENDED 12" ABOVE THE ROOF AND SHALL BE FLASHED ACCORDING TO THE GALVANIZE METAL ROOF MANUFACTURER'S SPECIFICATIONS.
18. LAY FELT PARALLEL TO THE EAVES WITH A TWO INCH END LAP NAILED SUFFICIENTLY TO HOLD IN PLACE. LAP 2" HORIZ/ AND 6" VERT. MINIMUM.
19. THE CONTRACTOR SHALL NOTIFY THE ARCHITECT OF ANY DISCREPANCIES OR ERRORS AND SHALL FIELD VERIFY ALL DIMENSION TO THE CONSTRUCTION OF THE ROOF.
20. PROVIDE COVERAGE AS PER CODE FOR CONCRETE ROOF SLAB 3/4" FOR SUSPENDED SLABS AND 1.5" FOR BEAM AND COLUMNS SEE STRUCTURAL PLANS FOR ALL NOTES PERTAINING TO REINFORCED CONCRETE.
21. ALL RAFTERS SHALL BE SPACED AT 24" O.C. UNLESS SPECIFICALLY NOTED OTHERWISE TO ALLOW FOR ALIGNMENT ALONG THE HIP OR RIDGE
22. STEEL ANGLE FABRICATOR SHALL FIELD VERIFY ALL DIMENSION WHEN ROOF FRAMING MEMBERS ARE INSTALLED AND SHALL MAKE NECESSARY ADJUSTMENTS PRIOR TO FABRICATING ANGLES.

### Note To Contractors:

It is the Contractor's responsibility to verify measurements and conform to all applicable Building Codes, as required. Errors, omissions, and/or all discrepancies shall be reported to the Architect of Record.

### Revisions:

### Copy Right & Disclaimer

Copyright 2004 JUB KING & Associates, Inc.  
 All Rights Reserved  
 Except with prior written authorization by JUB KING & Associates, Inc., herein referred to as JUBK, the User or Client agrees not to disclose, copy, or publish any trade secret or confidential technical or business information or material of JUBK or its Affiliates or of another party to whom JUBK owes an obligation of confidence, at any time. JUBK shall not be liable to the User or Client or to anyone who may claim any right due to his relationship with JUBK for any acts or omissions in the performance of services on the part of JUBK or on the part of the agents or employees of JUBK except when said acts or omissions of the JUBK are due to their willful misconduct. The User or Client shall hold JUBK free and harmless from any obligations, costs, claims, judgments, attorney fees, and attachments arising from or growing out of the services rendered to the User or Client pursuant to the terms of this contract or in any way connected with the rendering of said services, except when same shall arise due to the willful misconduct of JUBK, and JUBK is adjudged to be guilty of willful misconduct by a court of competent jurisdiction. This agreement shall be binding on and shall be for the benefit of the parties and their respective heirs, administrators, successors, and assigns, and shall be governed by the laws of The U.S. Virgin Islands.

### Project Information:

ALTON &  
 LYNTHIA PHILLIP  
 (3) 2 BED ROOM APARTMENT

### Sheet Information:

No. 1K CONTANT  
 CRUZ BAY QRTS.  
 ST. JOHN, USVI

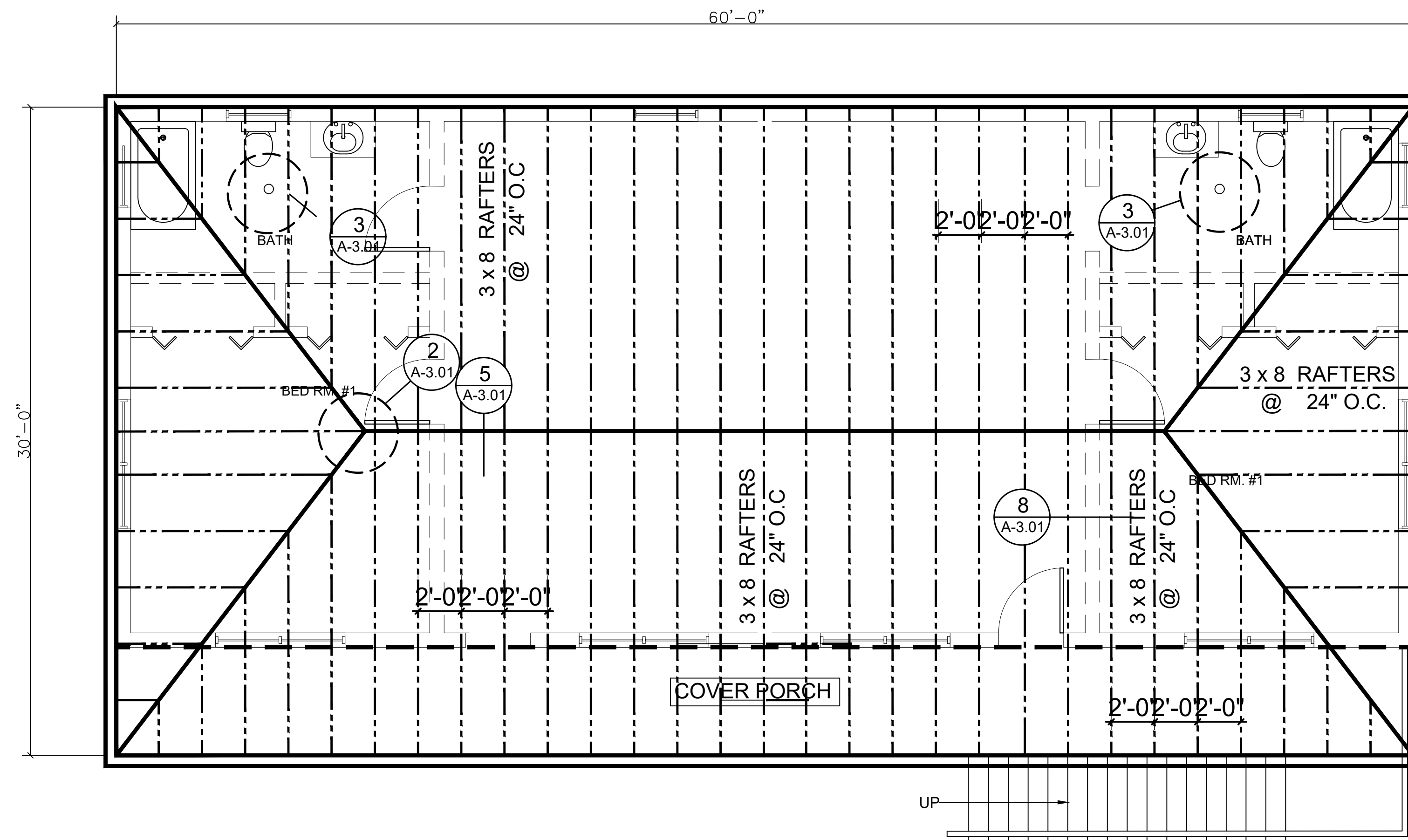

### Title:

ROOF PLAN AND  
 ROOF FRAMING PLAN

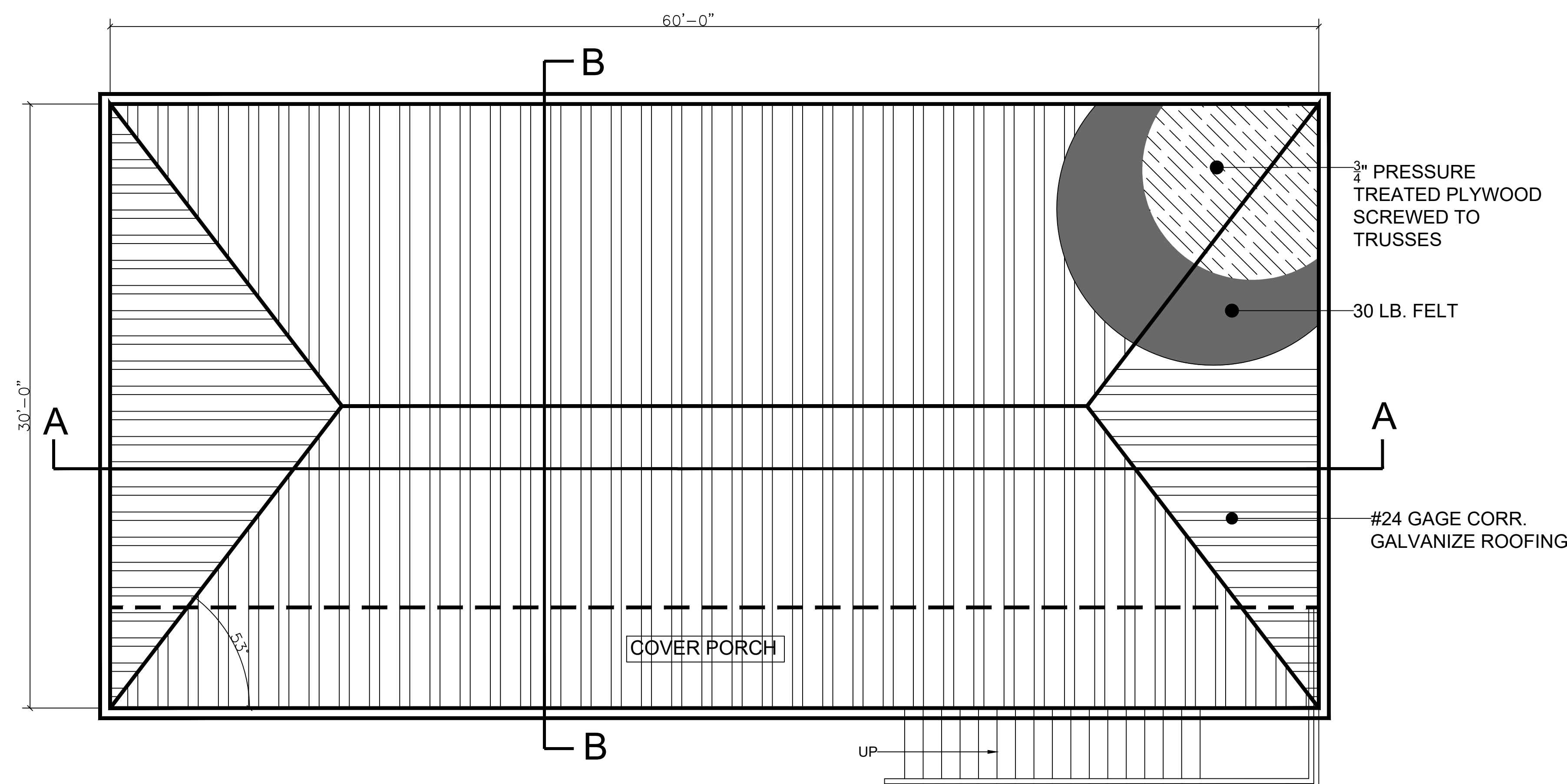
### Sheet:

A-3.01

### Certification & Authorization



1 ROOF FRAMING PLAN  
 A 3.00 SCALE: 1/4"=1'-0"



1 ROOF PLAN  
 A 3.00 SCALE: 1/4"=1'-0"

**Note To Contractors:**

It is the Contractors' responsibility to verify measurements and conform to all applicable Building Codes, as required. Errors, omissions, and/or all discrepancies shall be reported to the Architect of Record.

**Revisions:**

**Copy Right & Disclaimer**

Copyright 2004 J.U.B. King & Associates, Inc.  
 All Rights Reserved  
 Except with prior written authorization by J.U.B. King & Associates, Inc., herein referred to as JUBK, the User or Client agrees not to disclose, copy, or publish any trade secret or confidential technical or business information or material of JUBK or its Affiliates or of another party to whom JUBK owes an obligation of confidence, at any time. JUBK shall not be liable to the User or Client or to anyone who may claim any right due to his relationship with JUBK for any acts or omissions in the performance of services on the part of JUBK or on the part of the agents or employees of JUBK, except when said acts or omissions of the JUBK are due to their willful misconduct. The User or Client shall hold JUBK free and harmless from any obligations, costs, claims, judgments, attorney fees, and attachments arising from or growing out of the services rendered to the User or Client pursuant to the terms of this contract or in any way connected with the rendering of said services, except when same shall arise due to the willful misconduct of JUBK, and JUBK is adjudged to be guilty of willful misconduct by a court of competent jurisdiction. This agreement shall be binding on and shall be for the benefit of the parties and their respective heirs, administrators, successors, and assigns, and shall be governed by the laws of The U.S. Virgin Islands.

**Project Information:**

**ALTON &  
 LYNTHIA PHILLIP**  
 (3) 2 BED ROOM APARTMENT

**Sheet Information:**

No. 1K CONTANT  
 CRUZ BAY QRTS.  
 ST. JOHN, USVI

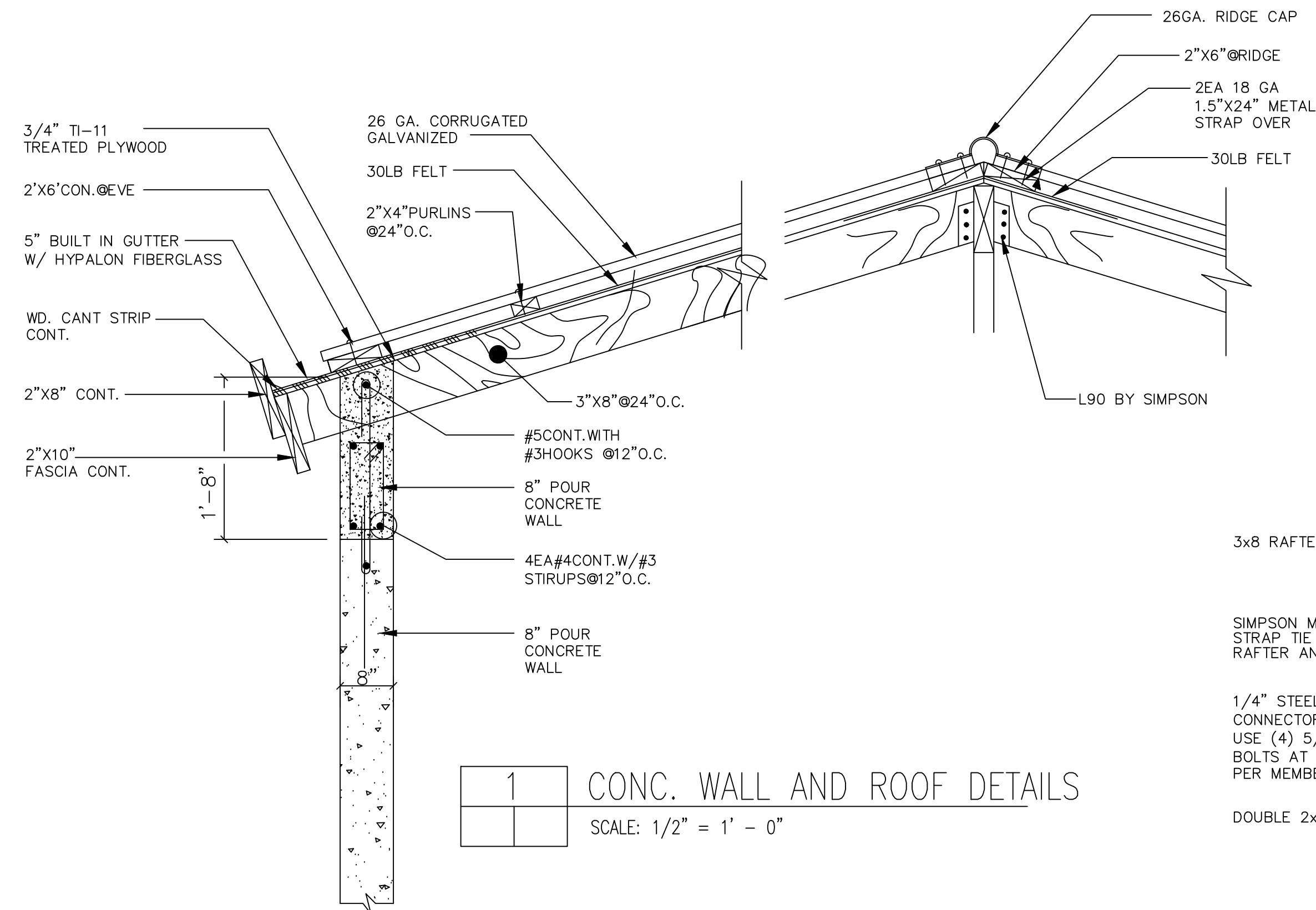

**Title:**

ROOF STRUCTURAL  
 DETAILS

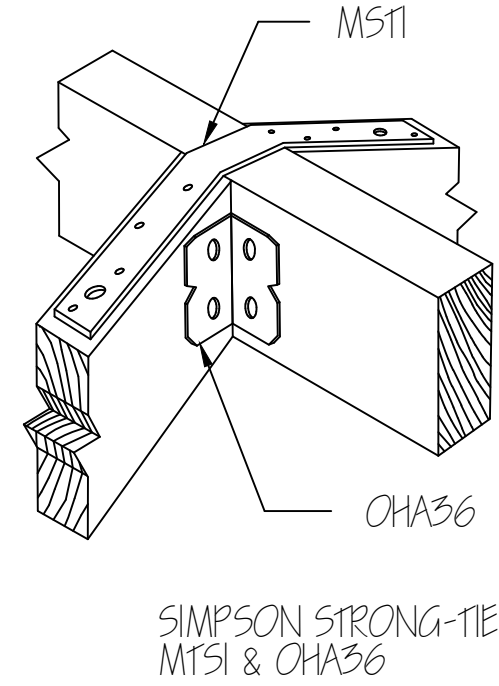
**Sheet:**

A-3.02

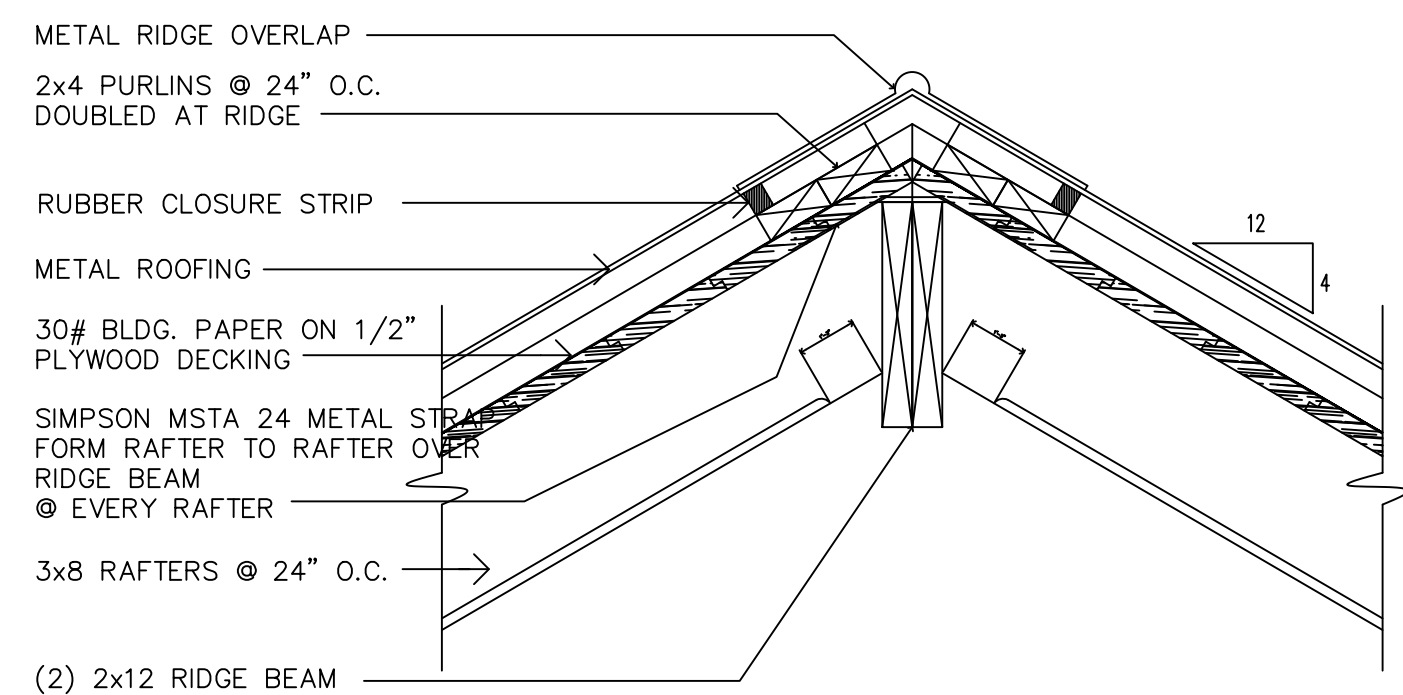
**Certification & Authorization**



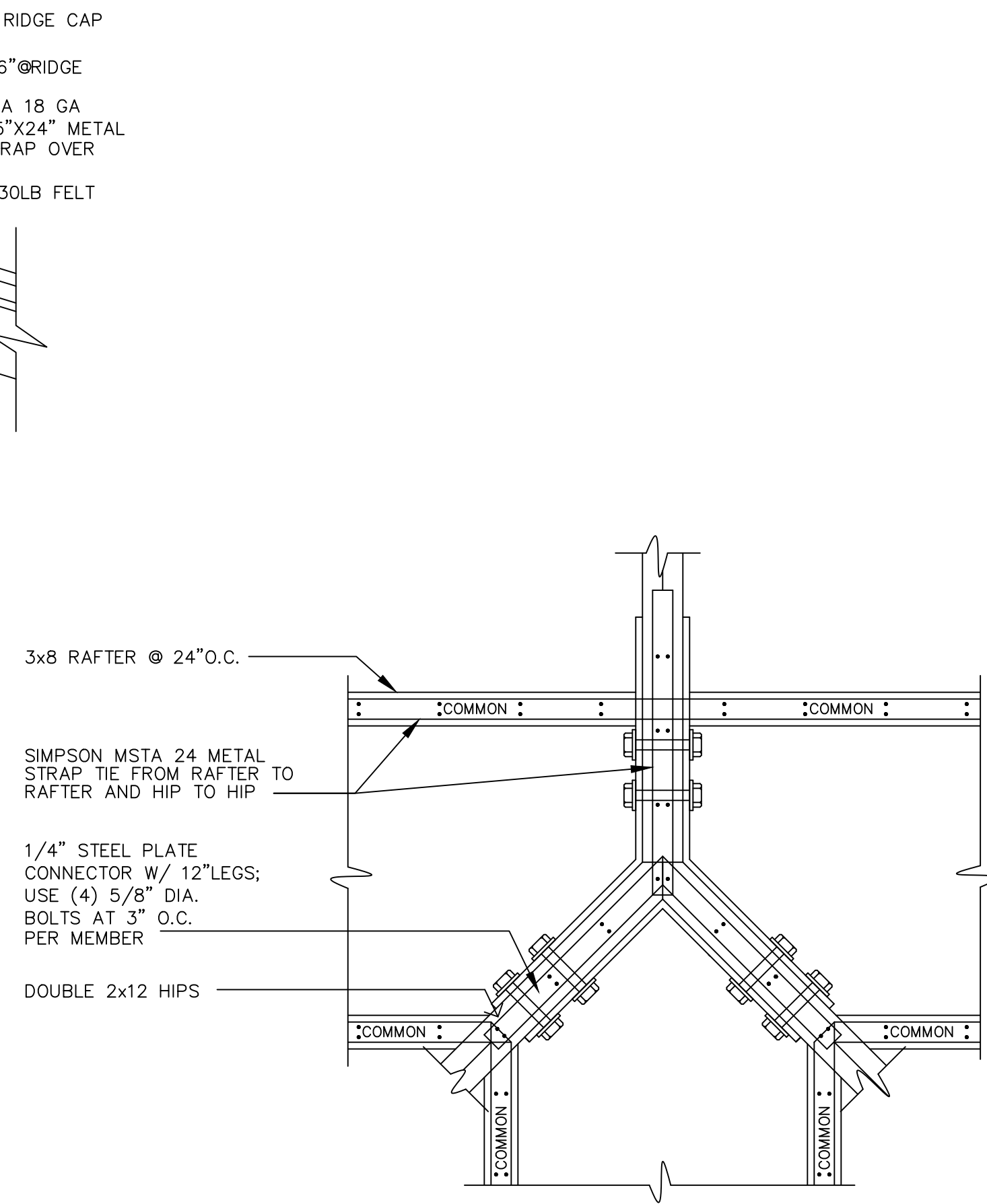
**1** CONC. WALL AND ROOF DETAILS  
 SCALE: 1/2" = 1' - 0"



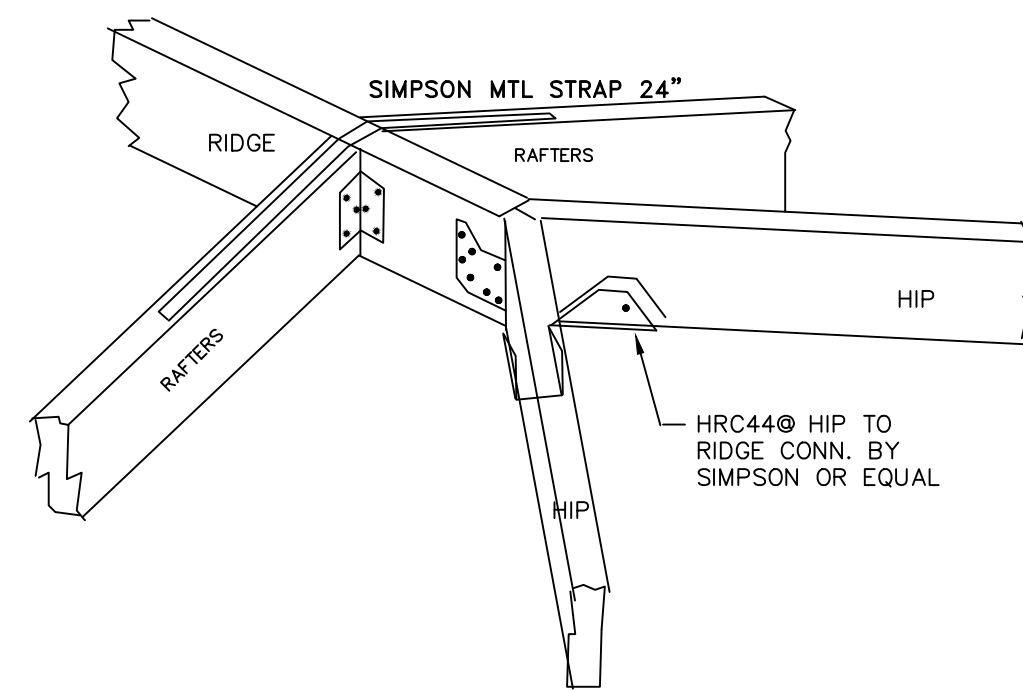
**4** RIDGE CONNECTION DTL.  
 SCALE: NO SCALE



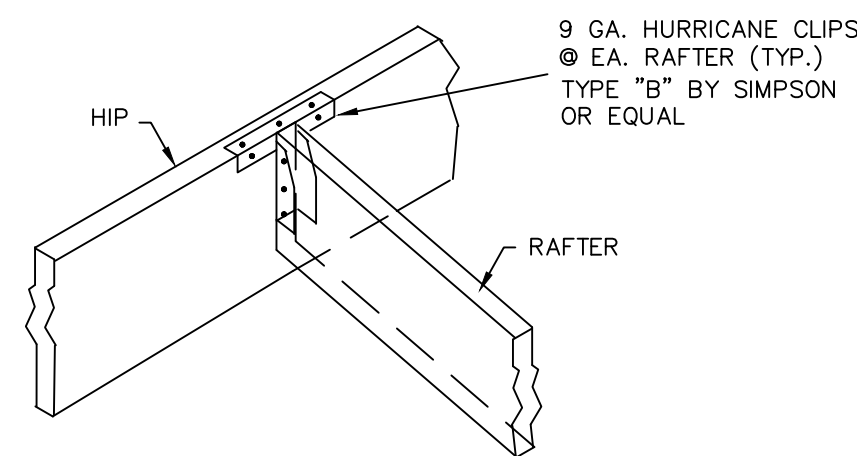
**5** RAFTER TO RIDGE DETAIL  
 SCALE: NOT TO SCALE



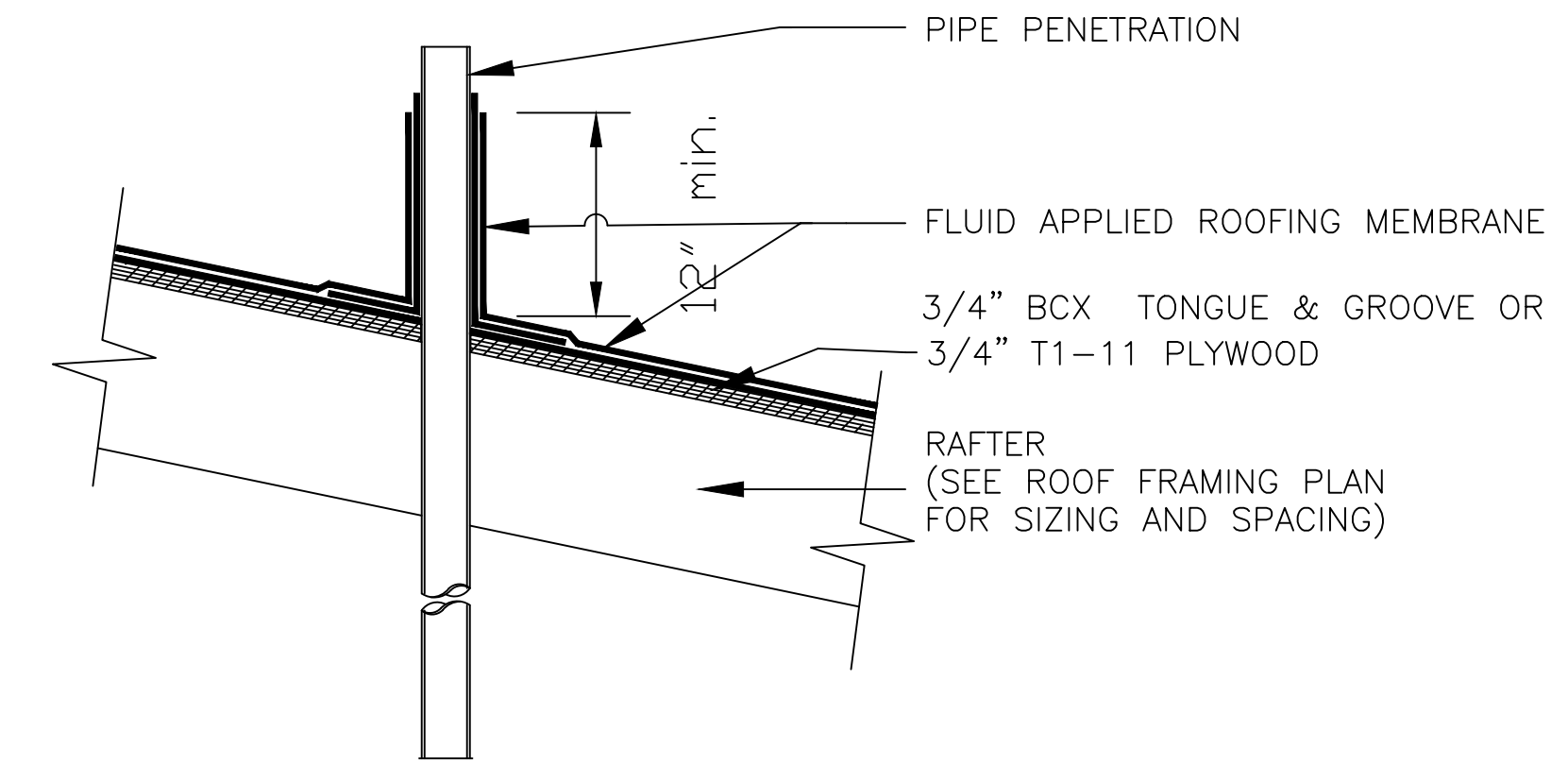
**2** RAFTER TO RIDGE CONNECTION DETAIL  
 SCALE: NOT TO SCALE



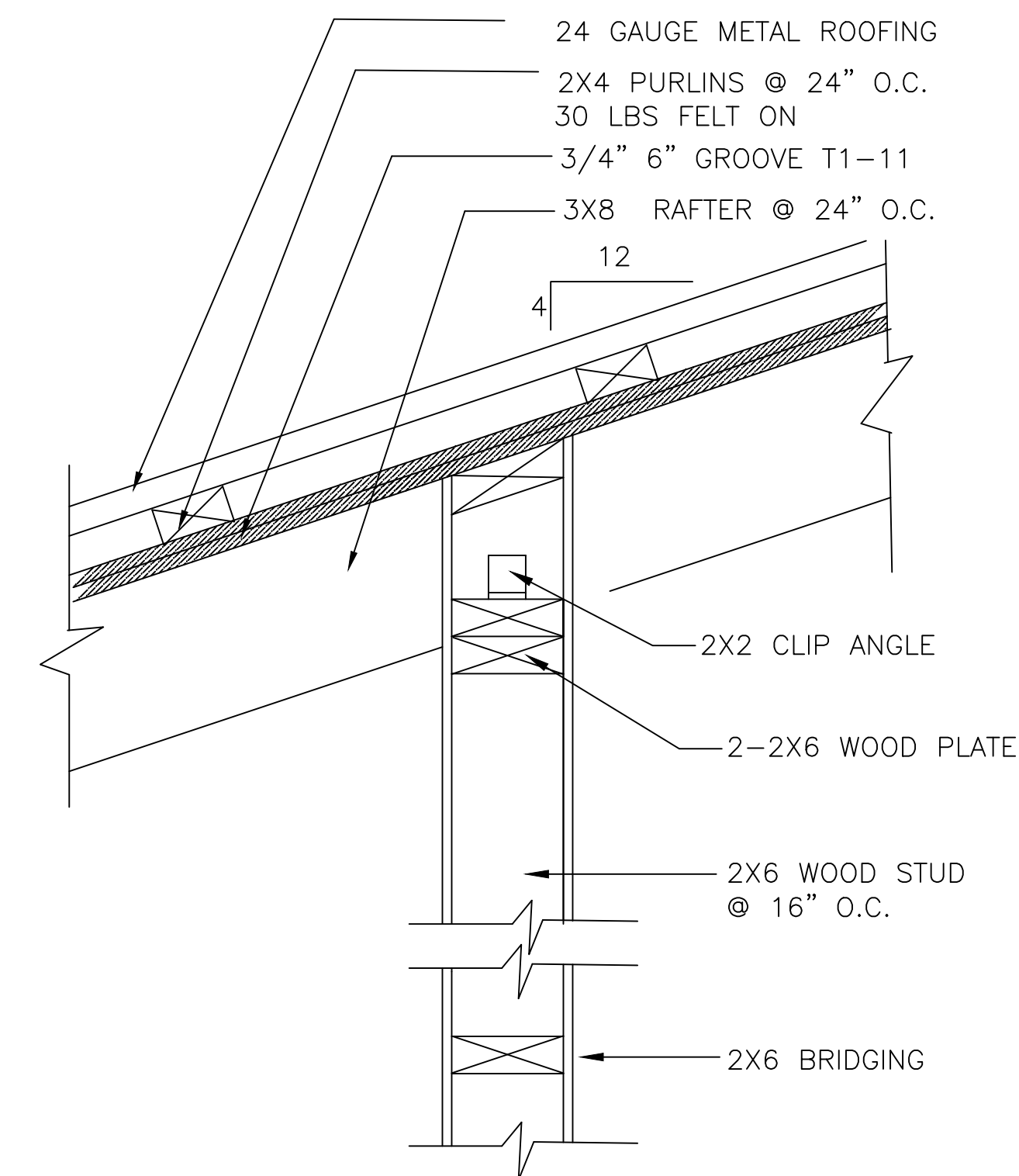
**6** HIP TO RIDGE DETAIL  
 SCALE: NOT TO SCALE



**7** RAFTER TO HIP DETAIL  
 SCALE: NOT TO SCALE



**3** VENT STACK FLASHING  
 SCALE: 1/2" = 1' - 0"



**8** PARTITION TO ROOF DETAIL  
 SCALE: NOT TO SCALE

DETAIL USED FOR 4" WALL ALSO



**Note To Contractors:**

It is the Contractors' responsibility to verify measurements and conform to all applicable Building Codes, as required. Errors, omissions, and/or all discrepancies shall be reported to the Architect of Record.

**Revisions:**

**Copy Right & Disclaimer**

Copyright 2004 J.U.B. King & Associates, Inc.  
 All Rights Reserved  
 Except with prior written authorization by J.U.B. King & Associates, Inc., herein referred to as JUBK, the User or Client agrees not to disclose, copy, or publish any trade secret or confidential technical or business information or material of JUBK or its Affiliates or of another party to whom JUBK owes an obligation of confidence, at any time. JUBK shall not be liable to the User or Client or to anyone who may claim any right due to his relationship with JUBK for any acts or omissions in the performance of services on the part of JUBK or on the part of the agents or employees of JUBK, except when said acts or omissions of the JUBK are due to their willful misconduct. The User or Client shall hold JUBK free and harm-less from any obligations, costs, claims, judgments, attorney fees, and attachments arising from or growing out of the services rendered to the User or Client pursuant to the terms of this contract or in any way connected with the rendering of said services, except when same shall arise due to the willful misconduct of JUBK, and JUBK is adjudged to be guilty of willful misconduct by a court of competent jurisdiction. This agreement shall be binding on and shall be for the benefit of the parties and their respective heirs, administrators, successors, and assigns, and shall be governed by the laws of The U.S. Virgin Islands.

**Project Information:**

ALTON &  
 LYNTHIA PHILLIP  
 (3) 2 BED ROOM APARTMENT

**Sheet Information:**

No. 1K CONTANT  
 CRUZ BAY QRTS.  
 ST. JOHN, USVI

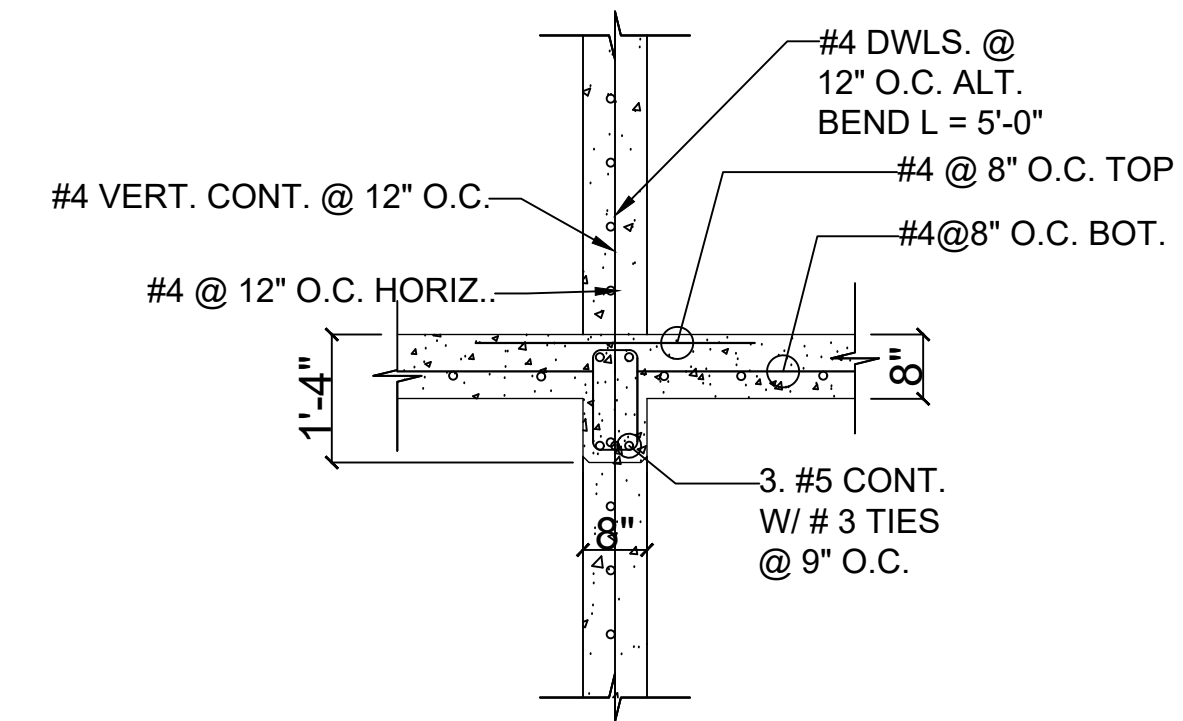

**Title:**

SECTION "A" & "B"  
 & DETAILS

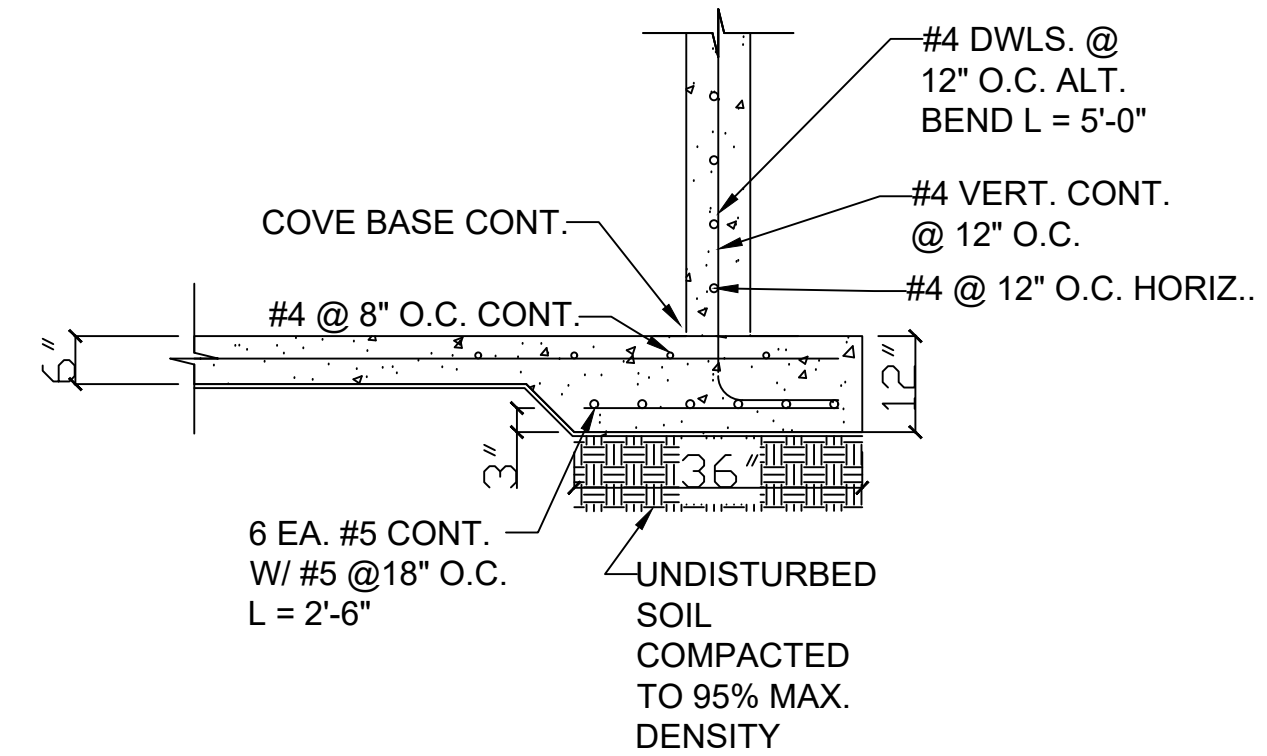
**Sheet:**

A-4.00

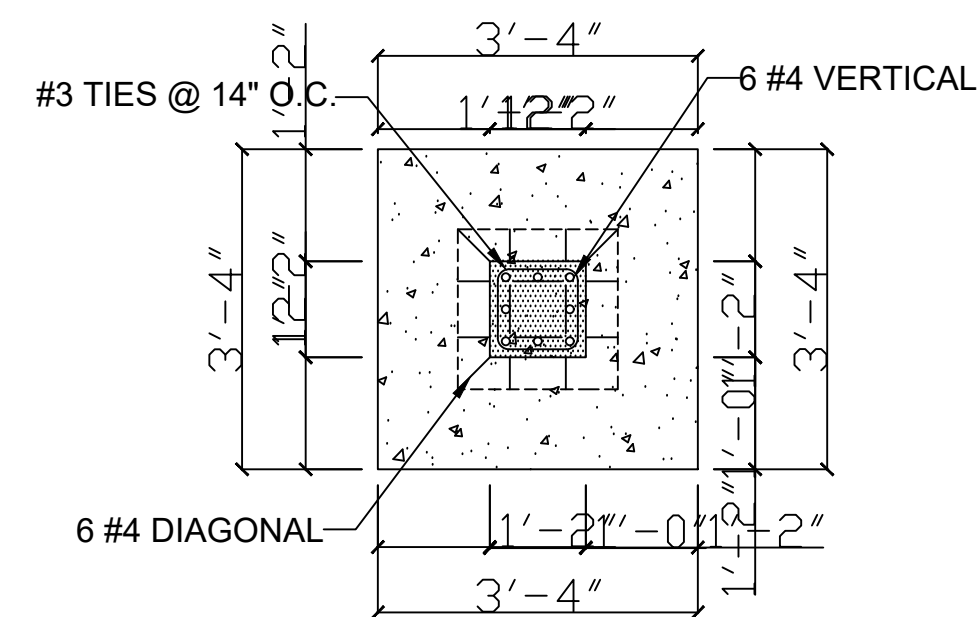
**Certification & Authorization**



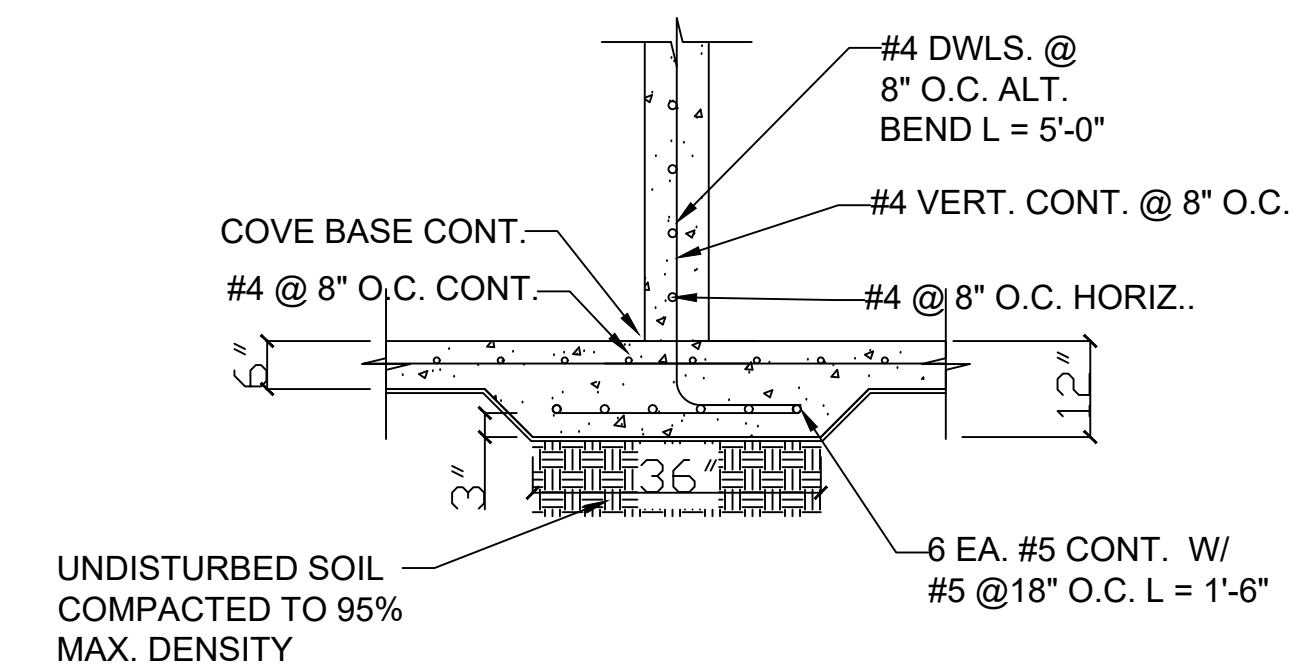
**B1 BEAM DETAIL**  
 SCALE 1/2" = 1'-0"



**F1 FOOTING DETAIL**  
 SCALE 1/2" = 1'-0"



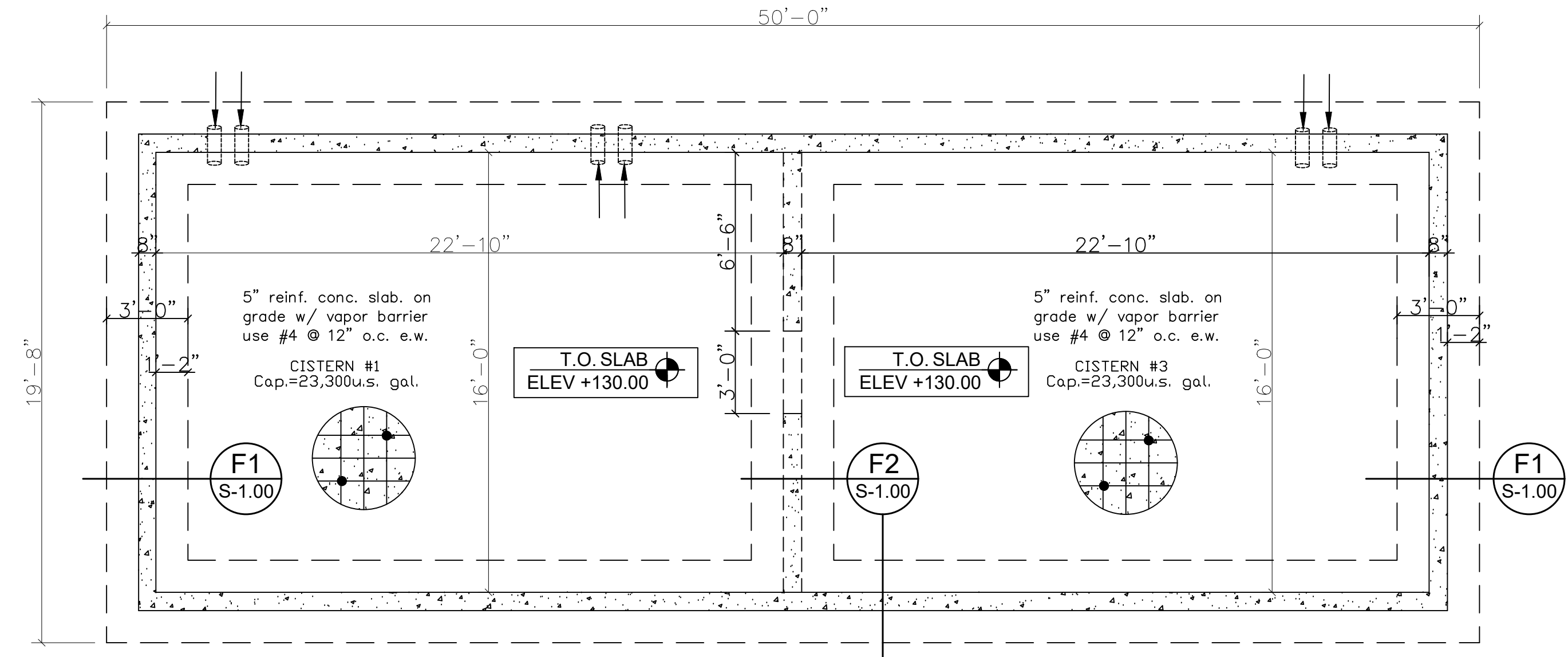
**C1 COLUMN FOOTING DETAIL**  
 SCALE 1/2" = 1'-0"



**F2 FOOTING DETAIL**  
 SCALE 1/2" = 1'-0"

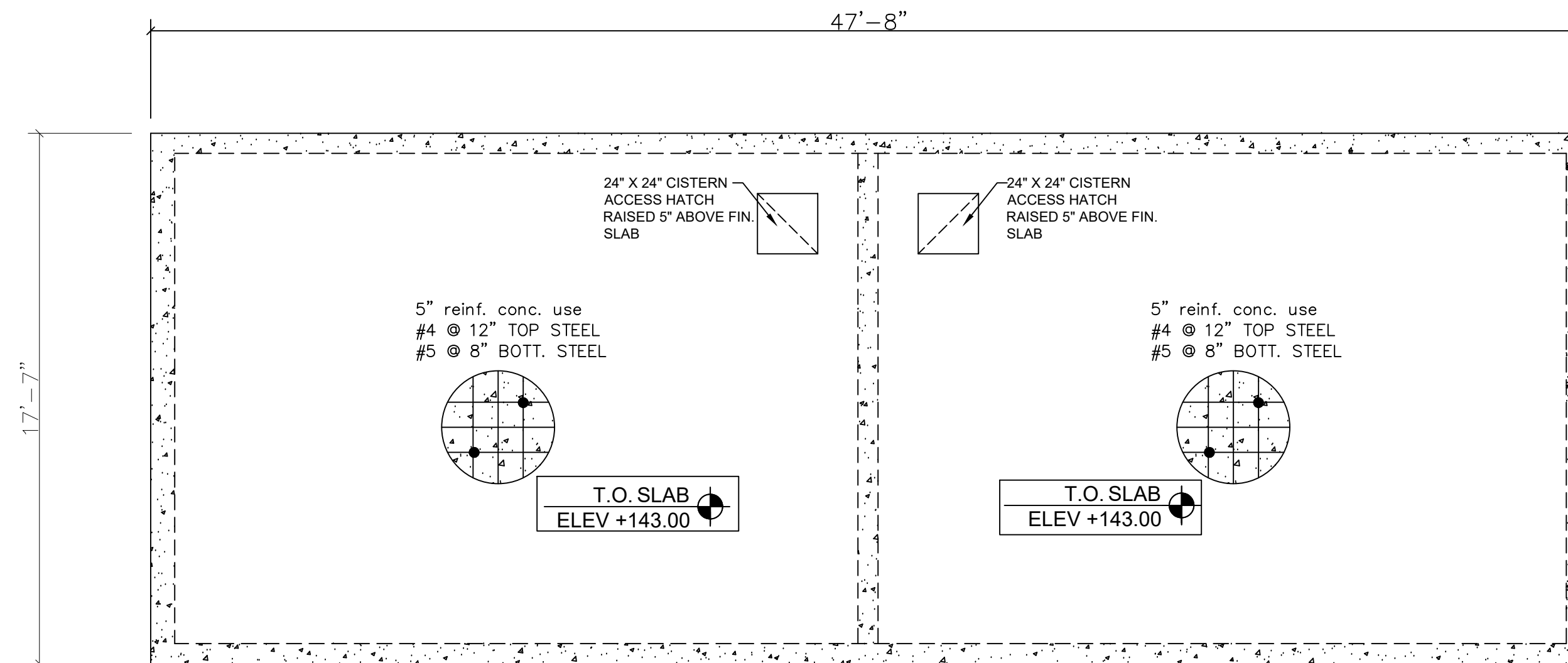
**FOUNDATION NOTES**

- PROVIDE BORROW SOIL MATERIALS WHEN SUFFICIENT/SATISFACTORY SOIL MATERIALS ARE NOT AVAILABLE FROM EXCAVATIONS.
- EXCAVATE TO INTENDED ELEVATIONS AND DIMENSIONS SHOWN. IF APPLICABLE, EXTEND EXCAVATIONS A SUFFICIENT DISTANCE FROM STRUCTURES FOR PLACING AND REMOVING CONCRETE FORMWORK, FOR INSTALLING SERVICES AND OTHER CONSTRUCTION, AND FOR INSPECTIONS.
- FOR FOOTINGS AND FORMWORK: DO NOT DISTURB BOTTOM OF EXCAVATION. EXCAVATE BY HAND TO FINAL GRADE JUST BEFORE PLACING CONCRETE REINFORCEMENT.
- IF APPLICABLE, PROVIDE AND INSTALL POLYETHYLENE FILM WARNING TAPE, MANUFACTURED FOR MARKING AND IDENTIFYING UNDERGROUND UTILITIES, DIRECTLY ABOVE ANY UNDERGROUND UTILITIES.
- PLACE BACKFILL AND FILL SOIL MATERIALS IN LAYERS NOT MORE THAN 8 INCHES IN LOOSE DEPTH FOR MATERIAL COMPACTED BY HEAVY COMPACTION EQUIPMENT, AND NOT MORE THAN 4 INCHES IN LOOSE DEPTH FOR MATERIAL COMPACTED BY HAND-OPERATED TAMPERS.
- PLACE BACKFILL AND FILL SOIL MATERIALS EVENLY ON ALL SIDES OF STRUCTURES TO REQUIRED ELEVATIONS AND UNIFORMLY ALONG THE FULL LENGTH OF EACH STRUCTURE.
- COMPACT SOIL MATERIALS TO THE FOLLOWING PERCENTAGES OF MAXIMUM DRY UNIT WEIGHT:
  - UNDER STRUCTURES, BUILDING SLABS, STEPS AND PAVEMENTS. SCARIFY AND COMPACT TO 12 INCHES OF EXISTING SUBGRADE AND EACH LAYER OF BACKFILL OR FILL SOIL MATERIAL 95%;
  - UNDER WALKWAYS, SCARIFY AND RE-COMPACT TOP 6 INCHES BELOW SUBGRADE AND COMPACT EACH LAYER OF BACKFILL OR FILL SOIL MATERIAL 92%.
  - UNDER LAWN OR UNPAVED AREAS, SCARIFY AND RE-COMPACT TOP 6 INCHES BELOW SUBGRADE AND COMPACT EACH LAYER OF BACKFILL FOR FILL SOIL MATERIAL AT 85%;
  - FOR UTILITY TRENCHES, COMPACT EACH LAYER OF INITIAL AND FINAL BACKFILL SOIL MATERIAL AT 85%.
- UNIFORMLY GRADE AREAS TO A SMOOTH SURFACE FREE FROM IRREGULAR SURFACE CHANGES. COMPLY WITH COMPACTION REQUIREMENTS AND GRADE TO CROSS SECTIONS, LINES AND ELEVATIONS INDICATED.
- SLOPE GRADES TO DIRECT WATER AWAY FROM BUILDINGS AND TO PREVENT PONDING.
- REMOVE SURPLUS SATISFACTORY SOIL AND WASTE MATERIAL, INCLUDING UNSATISFACTORY SOIL, TRASH AND DEBRIS AND LEGALLY DISPOSE OF IT OFF OWNER'S PROPERTY.
- MATERIALS USED TO PRODUCE CONCRETE SHALL COMPLY WITH ACI 318.
- FABRICATE AND PLACE STEEL REINFORCEMENT ACCORDING TO CRSI'S "MANUAL OF STANDARD PRACTICE".
- BOTTOM REINFORCEMENT IN FOOTINGS SHALL BE LOCATED A MINIMUM OF 3 INCHES CLEARANCE FROM THE BOTTOM OF THE FOOTING.
- ALL EXTERIOR FOOTINGS SHALL BE PLACED AT LEAST 12 INCHES BELOW THE UNDISTURBED GROUND.
- THE TOP SURFACE OF THE FOOTINGS SHALL BE LEVEL, THE BOTTOM SURFACE OF FOOTINGS SHALL NOT HAVE A SLOPE EXCEEDING ONE UNIT VERTICAL IN 10 UNITS HORIZONTAL. FOOTINGS SHALL BE STEPPED WHERE IT IS NECESSARY TO CHANGE THE ELEVATION OF THE TOP SURFACE OF THE FOOTINGS OR WHERE THE SLOPE OF THE BOTTOM SURFACE OF THE FOOTINGS WILL EXCEED ONE UNIT VERTICAL IN TEN UNITS HORIZONTAL.
- CONCRETE AND MASONRY FOUNDATION WALLS SHALL EXTEND ABOVE THE FINISHED GRADE ADJACENT TO THE FOUNDATION AT ALL POINTS A MINIMUM OF 6 INCHES.
- BACKFILL SHALL NOT BE PLACED AGAINST A FOUNDATION WALL UNTIL THE WALL HAS SUFFICIENT STRENGTH AND HAS BEEN ANCHORED TO THE FLOOR ABOVE, OR HAS BEEN SUFFICIENTLY BRACED TO PREVENT DAMAGE BY THE BACKFILL.
- REINFORCING STEEL SHALL HAVE A MINIMUM YIELD STRENGTH OF 60 KSI (GRADE 60). STEEL REINFORCEMENT FOR FOUNDATION WALLS SHALL HAVE CONCRETE COVER IN ACCORDANCE WITH ACI 318.
- DRAINS SHALL BE PROVIDED AROUND ALL CONCRETE OR MASONRY FOUNDATIONS THAT RETAIN EARTH AND ENCLOSE HABITABLE OR USABLE SPACES LOCATED BELOW GRADE. DRAINAGE TILES, GRAVEL, OR CRUSHED STONE DRAINS, PERFORATED PIPE OR OTHER APPROVED SYSTEMS OR MATERIALS SHALL BE INSTALLED AT OR BELOW THE AREA TO BE PROTECTED AND SHALL DISCHARGE BY GRAVITY OR MECHANICAL MEANS.
- FOUNDATION WALLS THAT RETAIN EARTH AND ENCLOSE HABITABLE OR USABLE SPACES LOCATED BELOW GRADE SHALL BE WATER PROOFED FROM THE TOP OF THE FOOTING TO THE FINISHED GRADE.

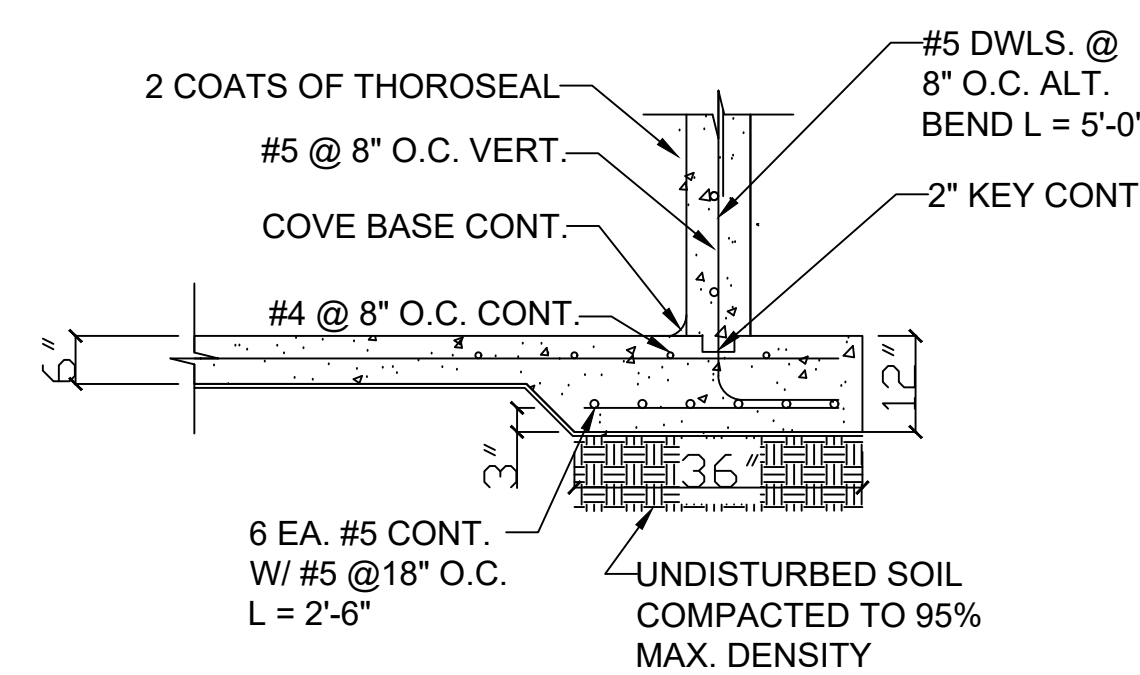


**1 CISTERN FOUNDATION PLAN**  
SCALE: 1/4"=1'-0"

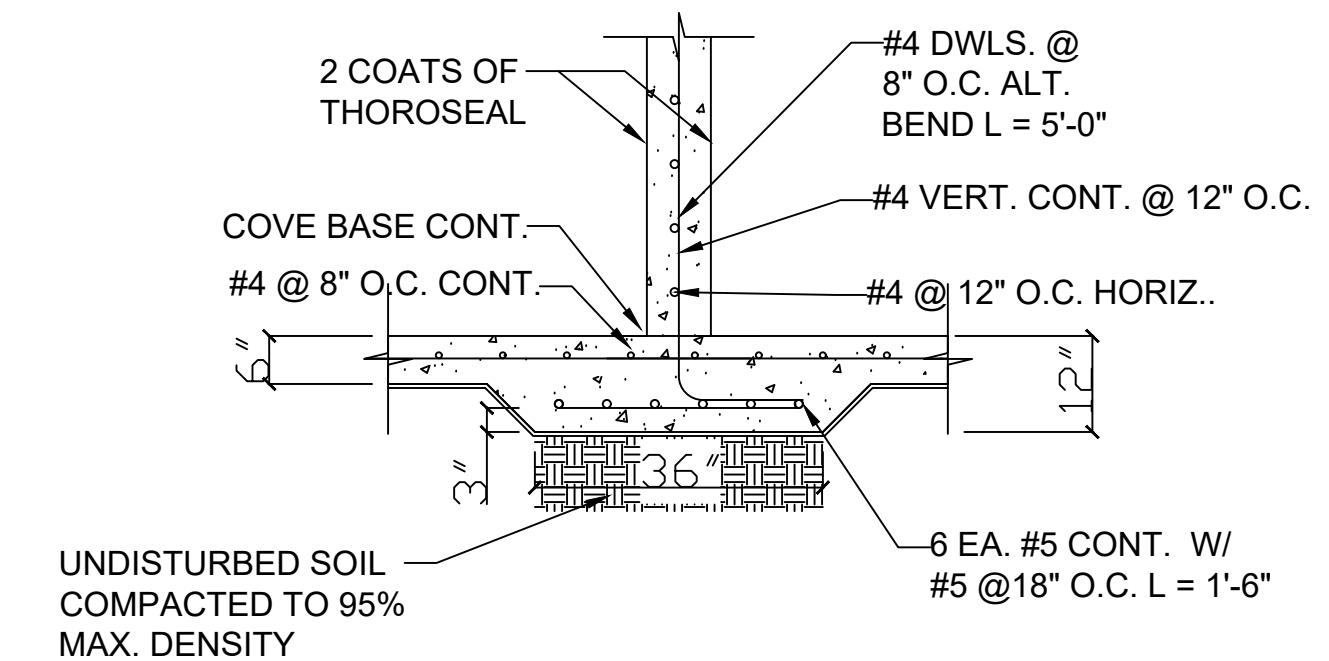
**NOTE: THE TOTAL CISTERN CAPACITY IS 46,600**



**2 CISTERN TOP SLAB STRUCTURAL PLAN**  
SCALE: 1/4"=1'-0"



**F1 FOOTING DETAIL**  
SCALE 1/2" = 1'-0"



**F2 FOOTING DETAIL**  
SCALE 1/2" = 1'-0"

**Note To Contractors:**

It is the Contractors' responsibility to verify measurements and conform to all applicable Building Codes, as required. Errors, omissions, and/or all discrepancies shall be reported to the Architect of Record.

**Revisions:**

**Copy Right & Disclaimer**

Copyright 2004 J.U.B. King & Associates, Inc. All Rights Reserved. Except with prior written authorization by J.U.B. King & Associates, Inc., herein referred to as JUBK, the User or Client agrees not to disclose, copy, or publish any trade secret or confidential technical or business information or material of JUBK or its Affiliates or of another party to whom JUBK owes an obligation of confidence, at any time. JUBK shall not be liable to the User or Client or to anyone who may claim any right due to his relationship with JUBK for any acts or omissions in the performance of services on the part of JUBK or on the part of the agents or employees of JUBK, except when said acts or omissions of the JUBK are due to their willful misconduct. The User or Client shall hold JUBK free and harmless from any obligations, costs, claims, judgments, attorney fees, and attachments arising from or growing out of the services rendered to the User or Client pursuant to the terms of this contract or in any way connected with the rendering of said services, except when same shall arise due to the willful misconduct of JUBK, and JUBK is adjudged to be guilty of willful misconduct by a court of competent jurisdiction. This agreement shall be binding on and shall be for the benefit of the parties and their respective heirs, administrators, successors, and assigns, and shall be governed by the laws of The U.S. Virgin Islands.

**Project Information:**

**ALTON & LYNTHIA PHILLIP**  
**(3) 2 BED ROOM APARTMENT**

**Sheet Information:**

**No.1K CONTANT**  
**CRUZ BAY QRTS.**  
**ST. JOHN, USVI**


**Title:**

**CISTERN FOUNDATION**  
**STRUCTURAL PLANS**

**Sheet:**

**S-1.00**

**Certification & Authorization**



**Note To Contractors:**

It is the Contractors' responsibility to verify measurements and conform to all applicable Building Codes, as required. Errors, omissions, and/or all discrepancies shall be reported to the Architect of Record.

**Revisions:**

**Copy Right & Disclaimer**

Copyright 2004 J.U.B. King & Associates, Inc.  
 All Rights Reserved  
 Except with prior written authorization by J.U.B. King & Associates, Inc., herein referred to as JUBK, the User or Client agrees not to disclose, copy, or publish any trade secret or confidential technical or business information or material of JUBK or its Affiliates or of another party to whom JUBK owes an obligation of confidence, at any time. JUBK shall not be liable to the User or Client or to anyone who may claim any right due to his relationship with JUBK for any acts or omissions in the performance of services on the part of JUBK or on the part of the agents or employees of JUBK, except when said acts or omissions of the JUBK are due to their willful misconduct. The User or Client shall hold JUBK free and harmless from any obligations, costs, claims, judgments, attorney fees, and attachments arising from or growing out of the services rendered to the User or Client pursuant to the terms of this contract or in any way connected with the rendering of said services, except when same shall arise due to the willful misconduct of JUBK, and JUBK is adjudged to be guilty of willful misconduct by a court of competent jurisdiction. This agreement shall be binding on and shall be for the benefit of the parties and their respective heirs, administrators, successors, and assigns, and shall be governed by the laws of The U.S. Virgin Islands.

**Project Information:**

**ALTON & LYNTHIA PHILLIP**  
 (3) 2 BED ROOM APARTMENT

**Sheet Information:**

No.1K CONTANT  
 CRUZ BAY QRTS.  
 ST. JOHN, USVI

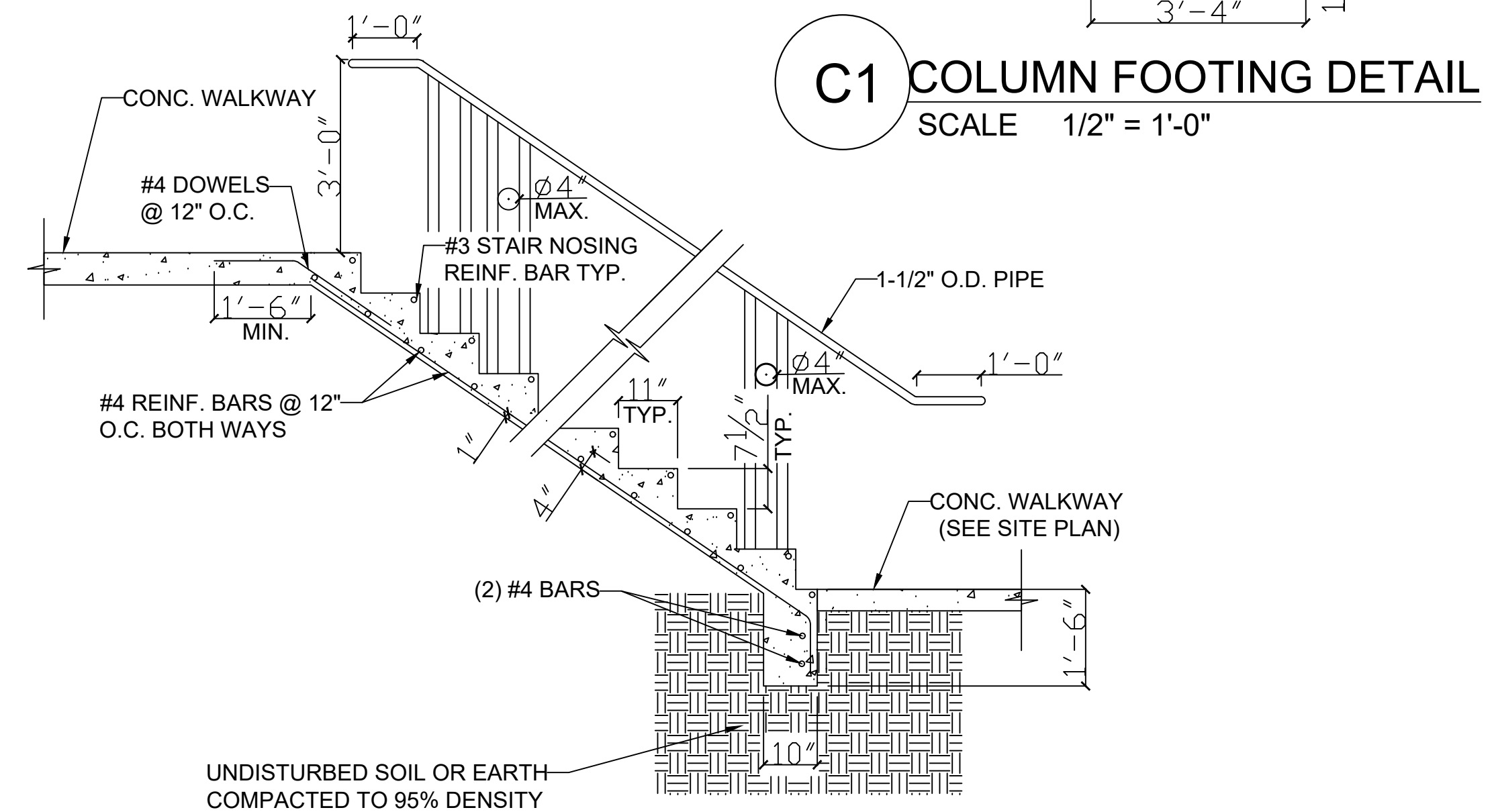
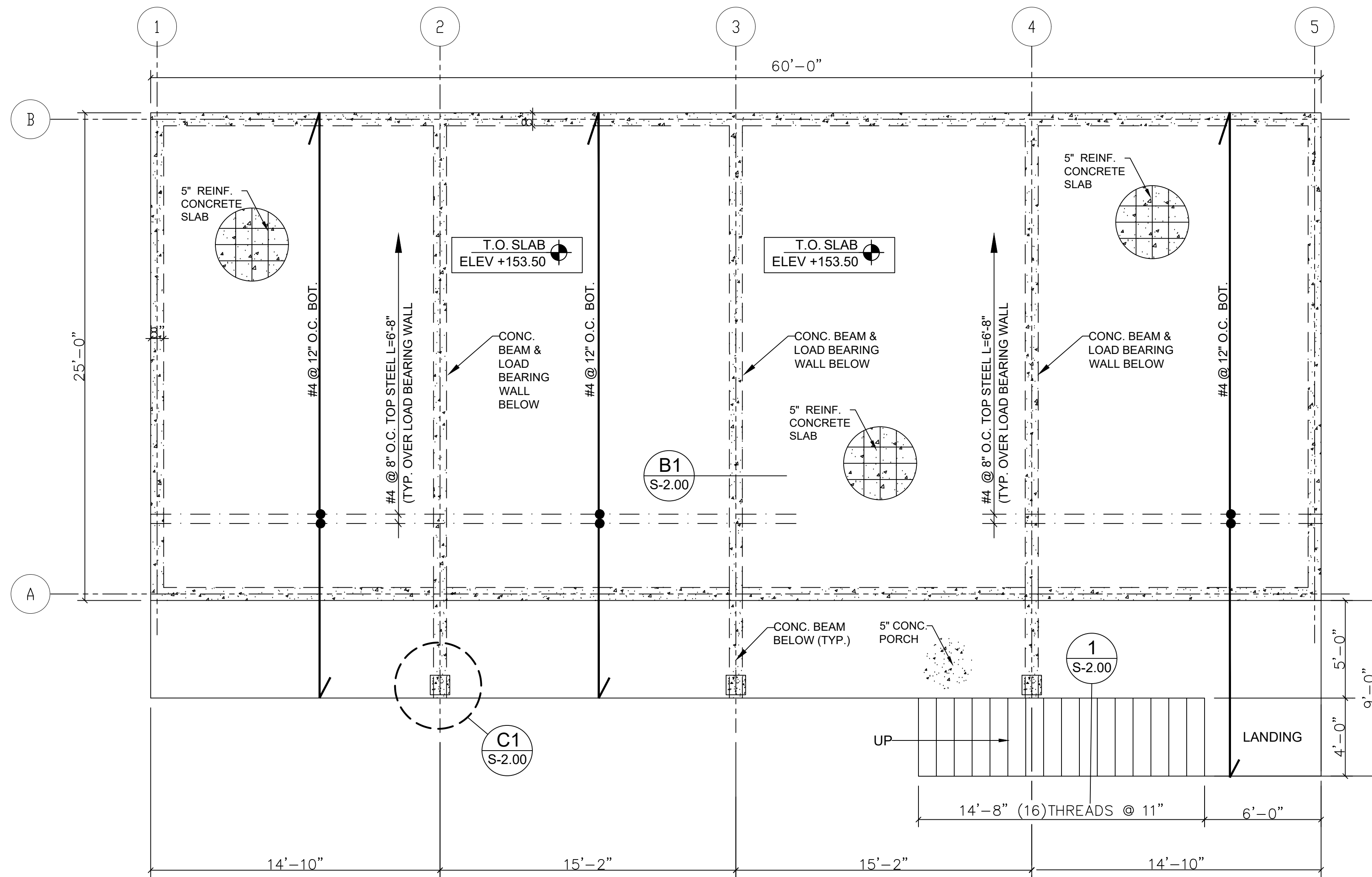

**Title:**

FOUNDATION PLAN  
 2ND FLOOR STRUCTURAL  
 PLAN & DETAILS

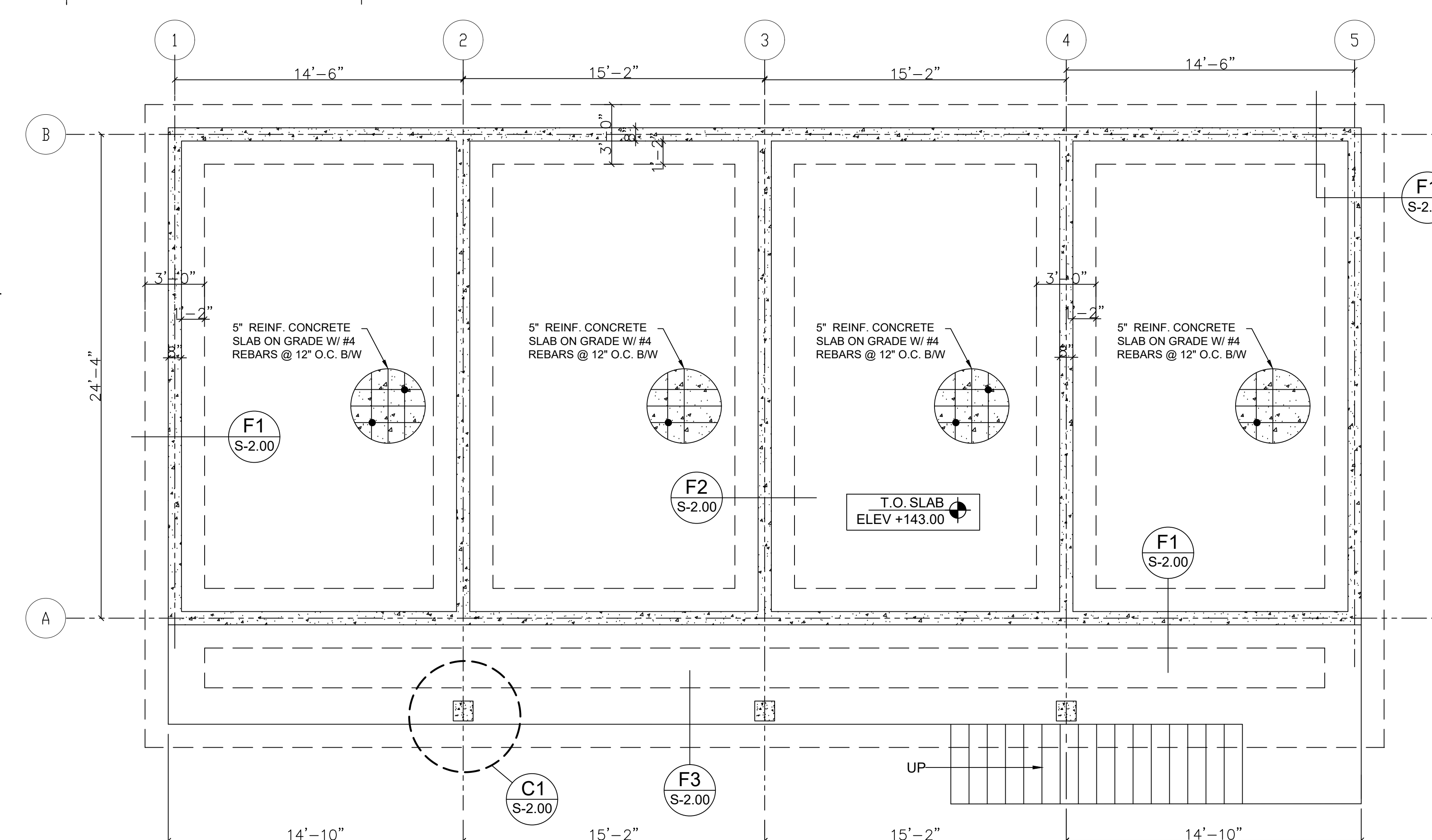
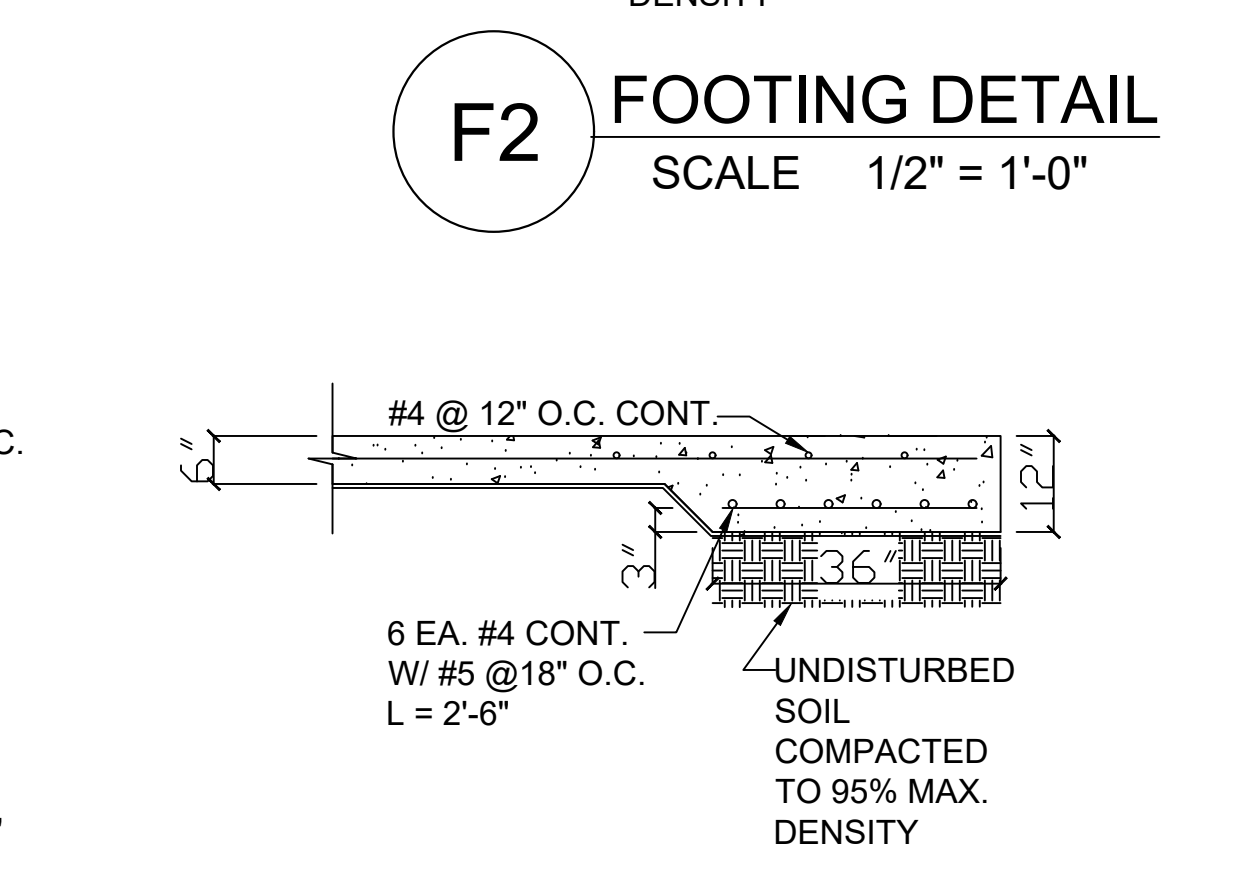
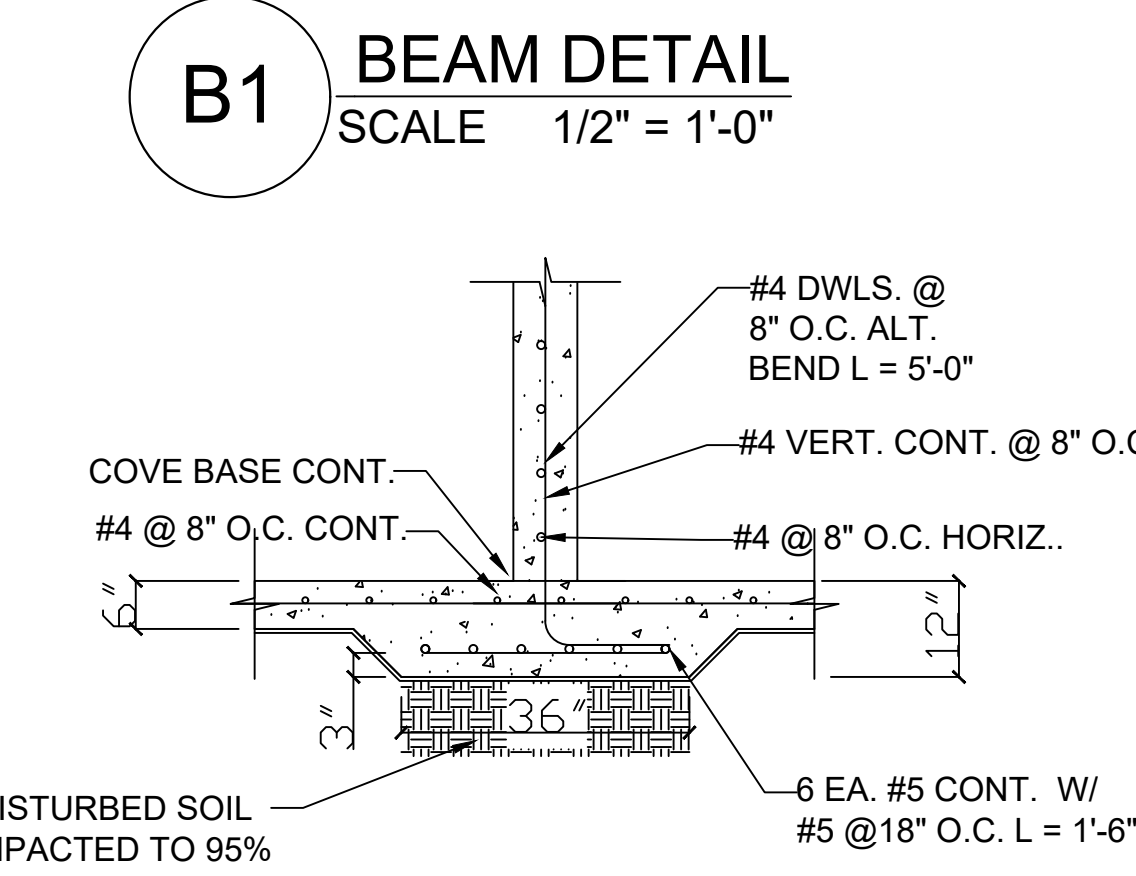
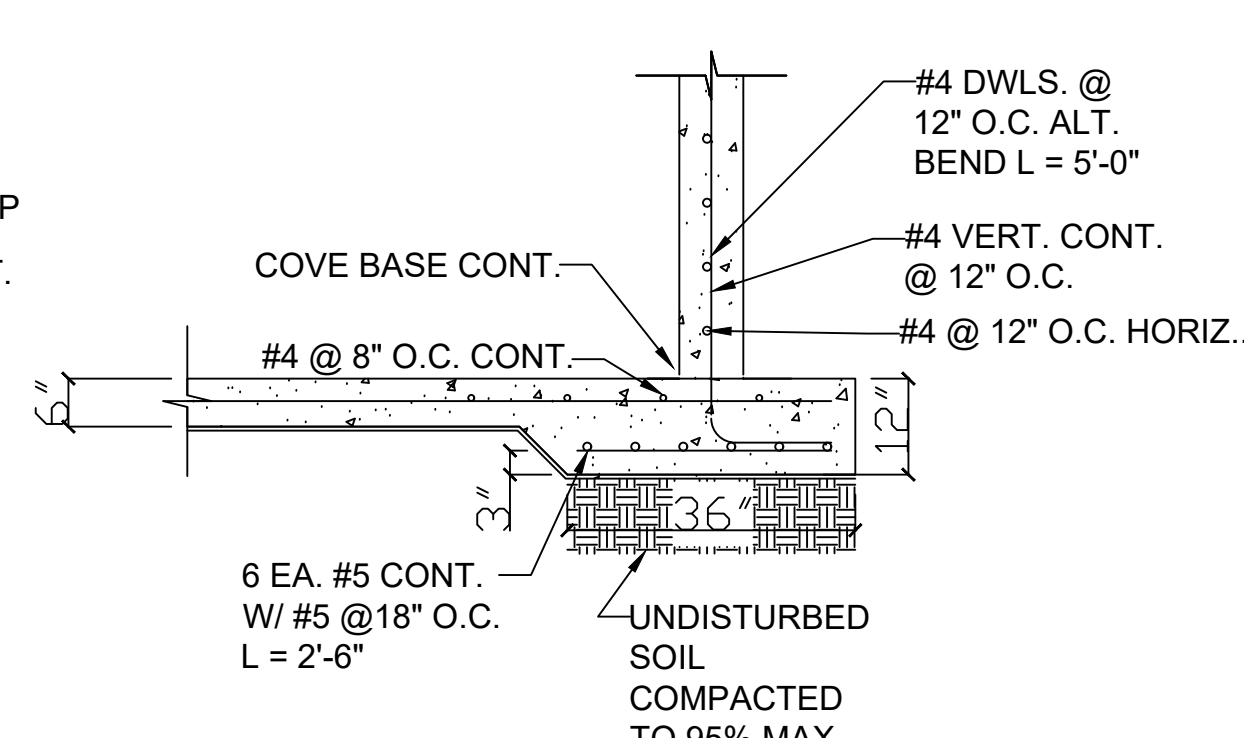
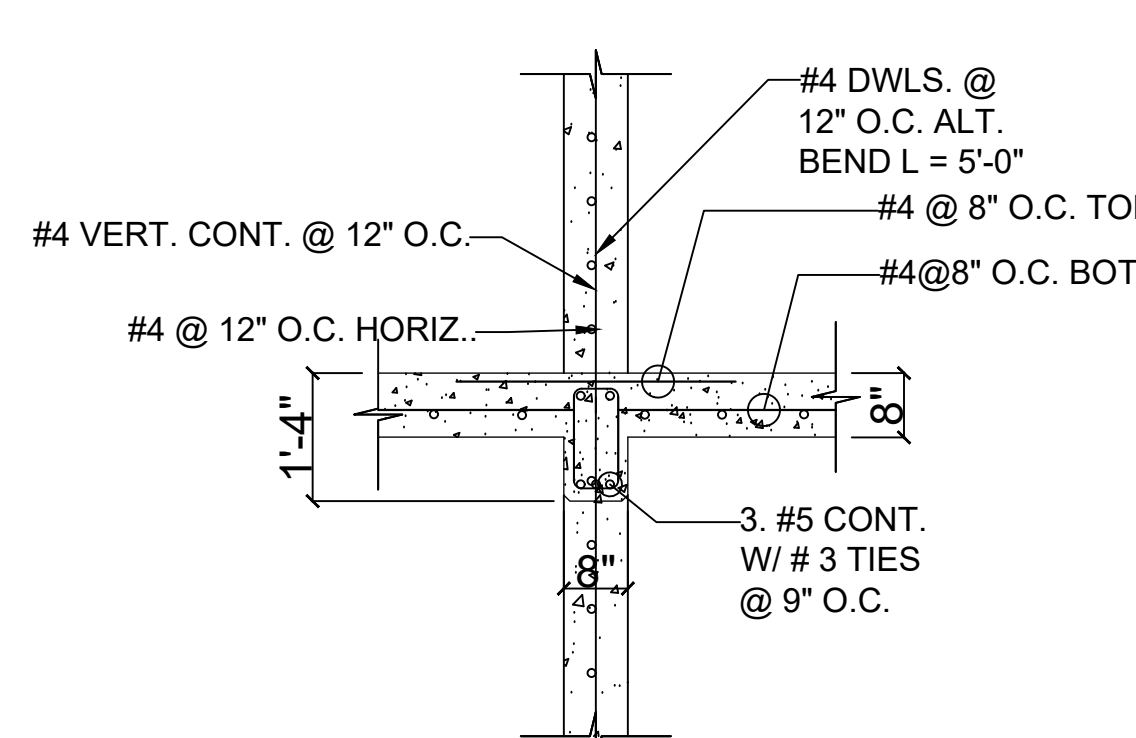
**Sheet:**

S-2.00

**Certification & Authorization**



**1 FOUNDATION PLAN**  
 SCALE: 1/4" = 1'-0"



**2 2ND FLOOR STRUCTURAL PLAN**  
 SCALE: 1/4" = 1'-0"

**Note To Contractors:**

It is the Contractors' responsibility to verify measurements and conform to all applicable Building Codes, as required. Errors, omissions, and/or all discrepancies shall be reported to the Architect of Record.

**Revisions:**

**Copy Right & Disclaimer**

Copyright 2004 J.U.B. King & Associates, Inc.  
 All Rights Reserved  
 Except with prior written authorization by J.U.B. King & Associates, Inc., herein referred to as JUBK, the User or Client agrees not to disclose, copy, or publish any trade secret or confidential technical or business information or material of JUBK or its Affiliates or of another party to whom JUBK owes an obligation of confidence, at any time. JUBK shall not be liable to the User or Client or to anyone who may claim any right due to his relationship with JUBK for any acts or omissions in the performance of services on the part of JUBK or on the part of the agents or employees of JUBK, except when said acts or omissions of the JUBK are due to their willful misconduct. The User or Client shall hold JUBK free and harmless from any obligations, costs, claims, judgments, attorney fees, and attachments arising from or growing out of the services rendered to the User or Client pursuant to the terms of this contract or in any way connected with the rendering of said services, except when same shall arise due to the willful misconduct of JUBK, and JUBK is adjudged to be guilty of willful misconduct by a court of competent jurisdiction. This agreement shall be binding on and shall be for the benefit of the parties and their respective heirs, administrators, successors, and assigns, and shall be governed by the laws of The U.S. Virgin Islands.

**Project Information:**

**ALTON &  
 LYNTHIA PHILLIP  
 (3) 2 BED ROOM APARTMENT**

**Sheet Information:**

No. 1K CONTANT  
 CRUZ BAY QRTS.  
 ST. JOHN, USVI

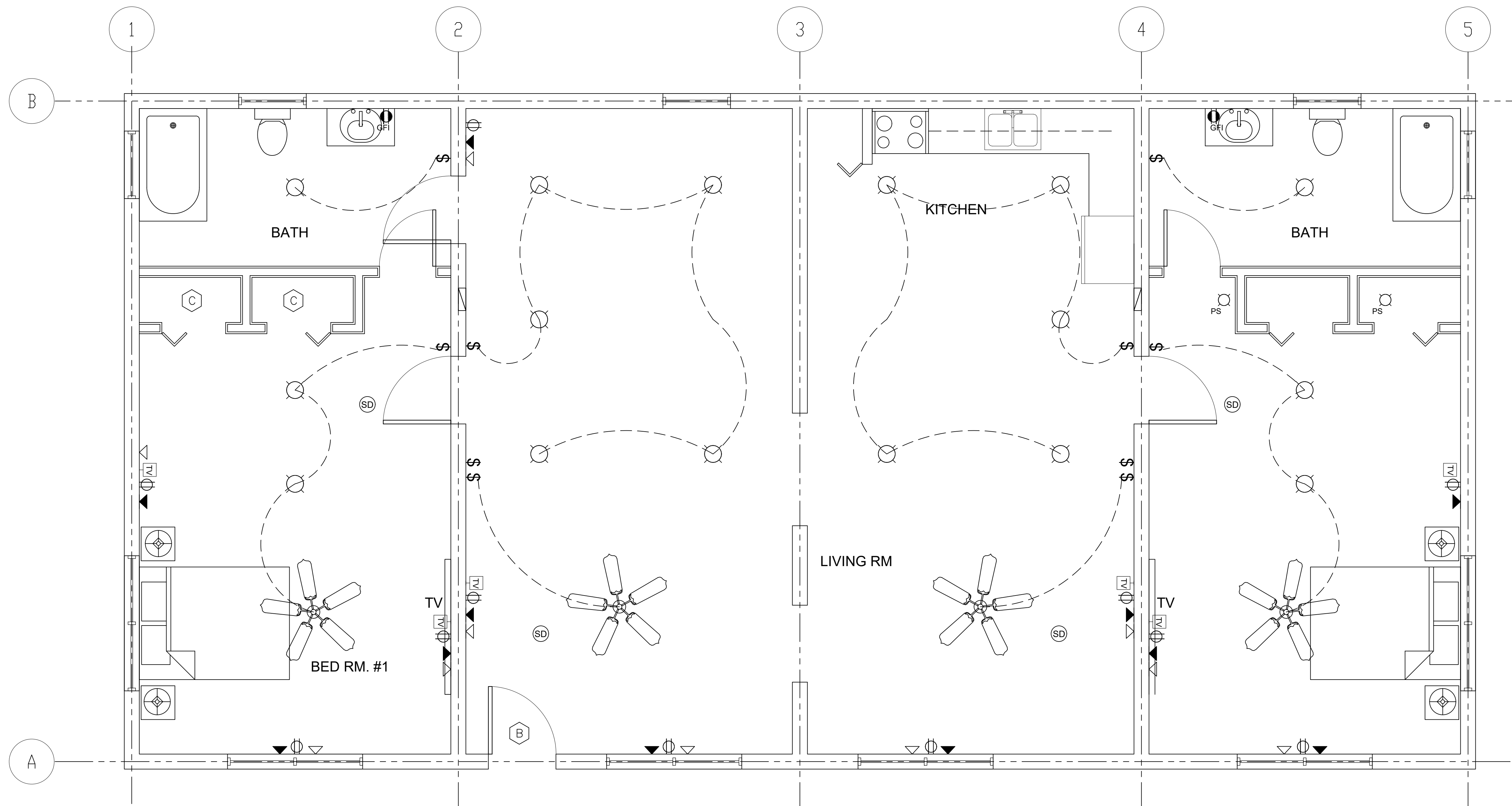
**Title:**

**ELECTRICAL PLAN  
 AND NOTES**

**Sheet:**

**E-1.00**

**Certification & Authorization**

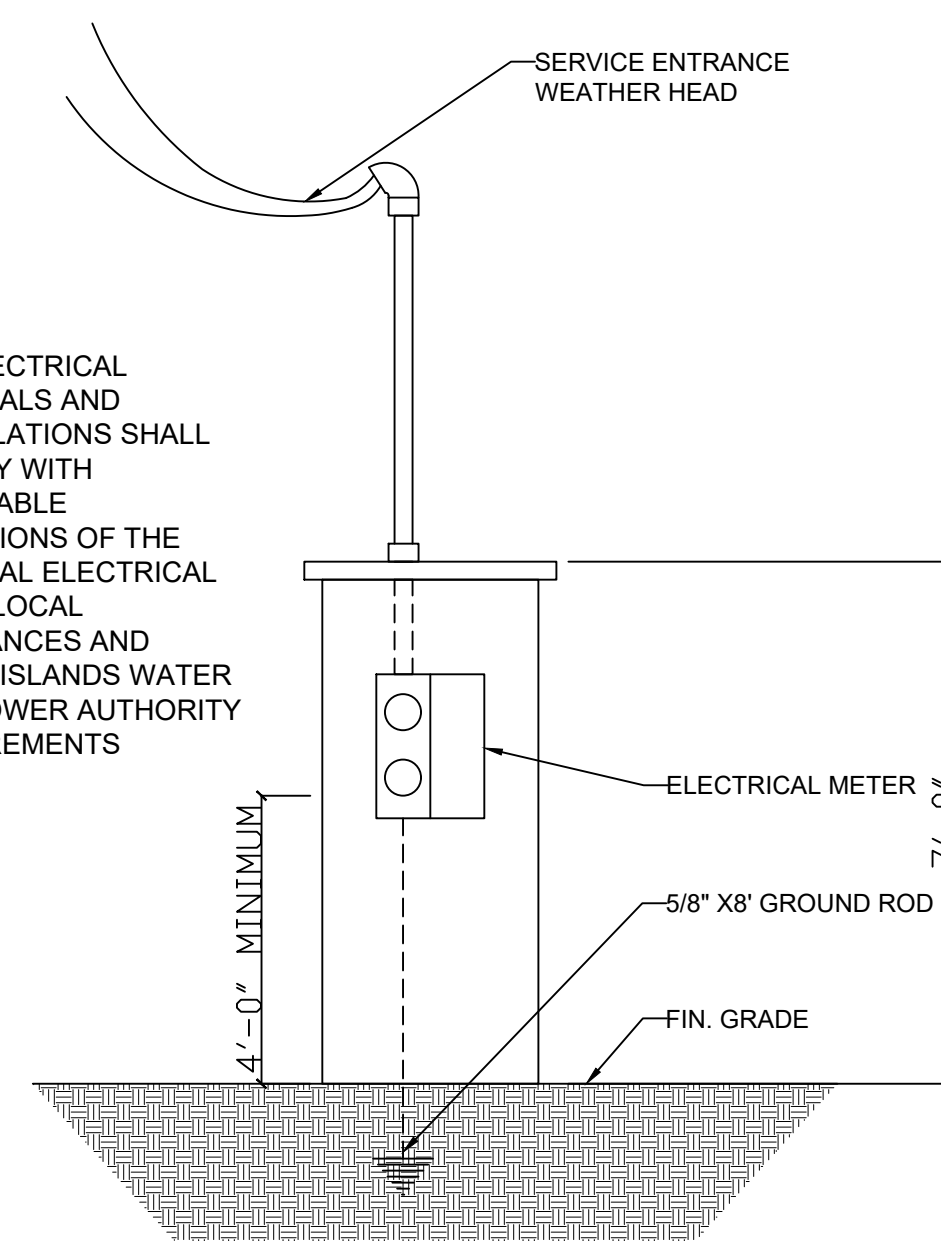


**1 ELECTRICAL PLAN**  
 E 1.00 SCALE: 3/8"=1'-0"

ELECTRICAL LEGEND	
	WALL LIGHT MOTION SENOR
	CEILING LIGHT
	DOUBLE CONV. OUTLET 120V
	DOUBLE CONV. OUTLET 120V
	INDICATED WEATHERPROOF DEVICE
	220V 50A OUTLET
	ONE WAY SWITCH
	ELECTRICAL PANEL
	TELEPHONE OUTLET AND JACK
	DATA (INTERNET) OUTLET AND JACK
	SMOKE DETECTOR TIED TO WIRING
	VENTILATION FAN
	CABLE TV OUTLET

**NOTE**

ALL ELECTRICAL MATERIALS AND INSTALLATIONS SHALL COMPLY WITH APPLICABLE PROVISIONS OF THE NATIONAL ELECTRICAL CODE, LOCAL ORDINANCES AND VIRGIN ISLANDS WATER AND POWER AUTHORITY REQUIREMENTS



**NOTES**

- SMOKE DETECTORS SHALL SOUND AN AUDIBLE ALARM IN ALL ROOMS OF THE BUILDING IN WHICH THEY ARE LOCATED.
- IN NEW CONSTRUCTION, SMOKE DETECTORS SHALL RECEIVE THEIR PRIMARY POWER FROM THE BUILDING WIRING AND BE EQUIPPED WITH A BATTERY BACKUP.

**ELECTRICAL**

- ALL ELECTRICAL WORK SHALL BE COMPLETED IN STRICT ACCORDANCE WITH THE LATEST EDITION OF THE N.E.C
- THE ELECTRICIAN SHALL OBTAIN ALL PERMITS AND PAY ALL FEES RELATED TO THE JOB
- ALL WIRING SHALL BE COPPER #12 OR LARGER. ALUMINUM WIRE IS NOT ACCEPTABLE.
- WIRE TYPE AWG. IS PREFERRED, ALTHOUGH OTHERS ARE ACCEPTABLE.
- ALL WIRING SPLICES SHALL BE MADE USING 3M ELECTRICAL SPRING CONNECTORS OR EQUAL "TWIST-ONS" TO CORRECT SIZE. WIRE APED OR TWISTED IS NOT ACCEPTABLE.
- ALL CONDUITS INSTALLED IN CONCRETE OR MASONRY SHALL BE RIGID NONMETALLIC TYPE (P.V.C.). ALL OUTLETS AND SWITCH BOXES SHALL BE NONMETALLIC TYPE.
- GROUNDING CONDUCTORS SHALL BE CONNECTED TO NEUTRAL CONDUCTORS AT THE SERVICE ENTRANCE ONLY. CERTAIN EXCEPTIONS AS PERMITTED BY THE N.E.C. SHALL BE PERMITTED.
- ELECTRICAL SERVICE SHALL BE 120-240 VOLTS, SINGLE PHASE, 60 CYCLES, 3 WIRE CONNECTION. SERVICE SHALL BEGIN AT OVERHEAD SERVICE-DROP CABLE ATTACHMENT POINT.
- ELECTRICAL SYSTEM LAYOUT INDICATED ON DRAWINGS ARE GENERALLY DIAGRAMMATIC AND LOCATION OF OUTLETS AND EQUIPMENT ARE APPROXIMATE: ROUTING OF RACEWAYS AND LOCATION OF OUTLETS AND EQUIPMENT SHALL BE GOVERNED BY STRUCTURAL CONDITIONS AND OBSTRUCTIONS.

**Note To Contractors:**

It is the Contractors' responsibility to verify measurements and conform to all applicable Building Codes, as required. Errors, omissions, and/or all discrepancies shall be reported to the Architect of Record.

**Revisions:**

**Copy Right & Disclaimer**

Copyright 2004 J.U.B. King & Associates, Inc.  
 All Rights Reserved  
 Except with prior written authorization by J.U.B. King & Associates, Inc., herein referred to as JUBK, the User or Client agrees not to disclose, copy, or publish any trade secret or confidential technical or business information or material of JUBK or its Affiliates or of another party to whom JUBK owes an obligation of confidence, at any time. JUBK shall not be liable to the User or Client or to anyone who may claim any right due to his relationship with JUBK for any acts or omissions in the performance of services on the part of JUBK or on the part of the agents or employees of JUBK, except when said acts or omissions of the JUBK are due to their willful misconduct. The User or Client shall hold JUBK free and harmless from any obligations, costs, claims, judgments, attorney fees, and attachments arising from or growing out of the services rendered to the User or Client pursuant to the terms of this contract or in any way connected with the rendering of said services, except when same shall arise due to the willful misconduct of JUBK, and JUBK is adjudged to be guilty of willful misconduct by a court of competent jurisdiction. This agreement shall be binding on and shall be for the benefit of the parties and their respective heirs, administrators, successors, and assigns, and shall be governed by the laws of The U.S. Virgin Islands.

**Project Information:**

**ALTON & LYNTHIA PHILLIP**  
 (3) 2 BED ROOM APARTMENT

**Sheet Information:**

No. 1K CONTANT  
 CRUZ BAY QRTS.  
 ST. JOHN, USVI

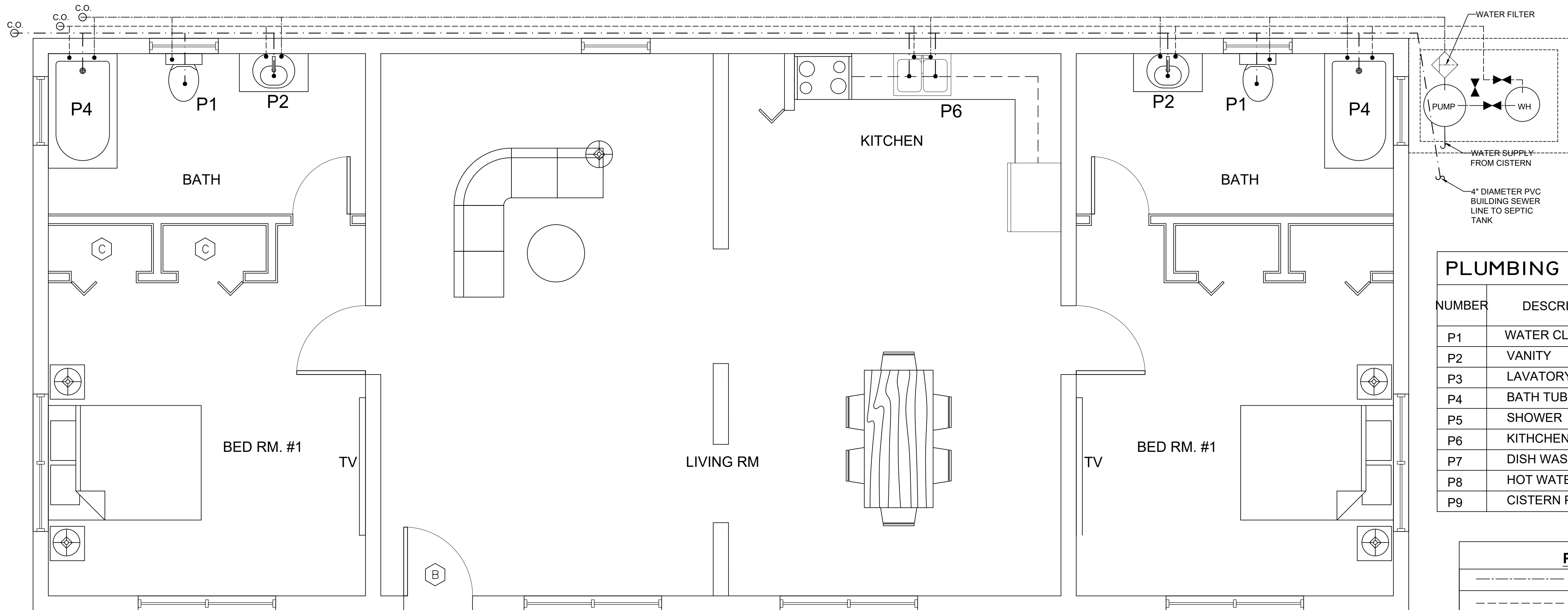

**Title:**

**PLUMBING PLAN  
 AND NOTES**

**Sheet:**

**P-1.00**

**Certification & Authorization**



**PLUMBING FIXTURE SCHEDULE**

NUMBER	DESCRIPTION	WASTE	VENT	WATER SUPPLY	
				HOT	COLD
P1	WATER CLOSET	3"	3"	---	1/2"
P2	VANITY	1-1/2"	1-1/2"	1/2"	1/2"
P3	LAVATORY	1-1/2"	1-1/2"	1/2"	1/2"
P4	BATH TUB	2"	1-1/2"	1/2"	1/2"
P5	SHOWER	2"	1-1/2"	1/2"	1/2"
P6	KITCHEN SINK	2"	1-1/2"	1/2"	1/2"
P7	DISH WASHER	2"	1-1/2"	1/2"	1/2"
P8	HOT WATER HEATER	---	---	3/4"	3/4"
P9	CISTERN PUMP	---	---	---	3/4"

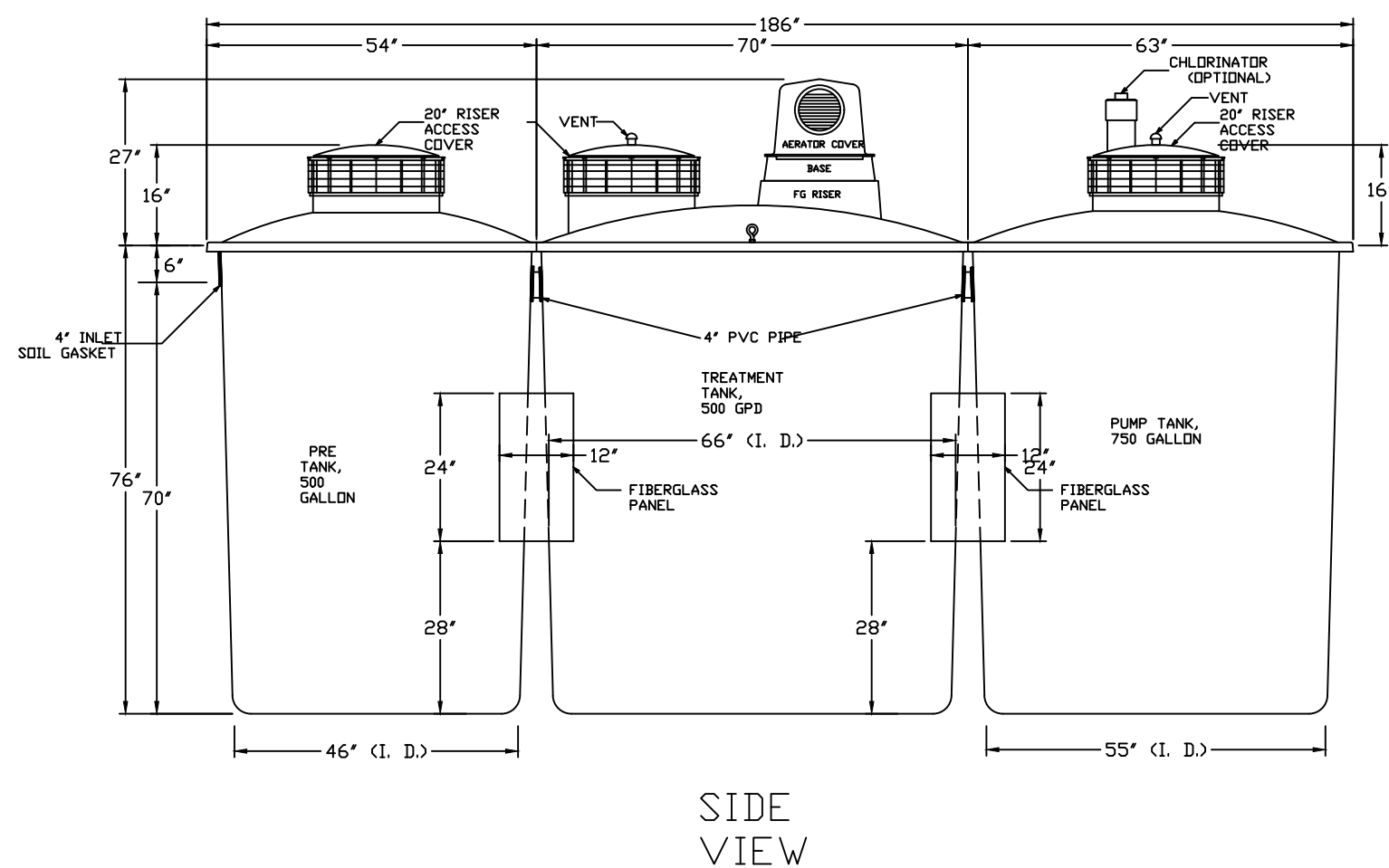
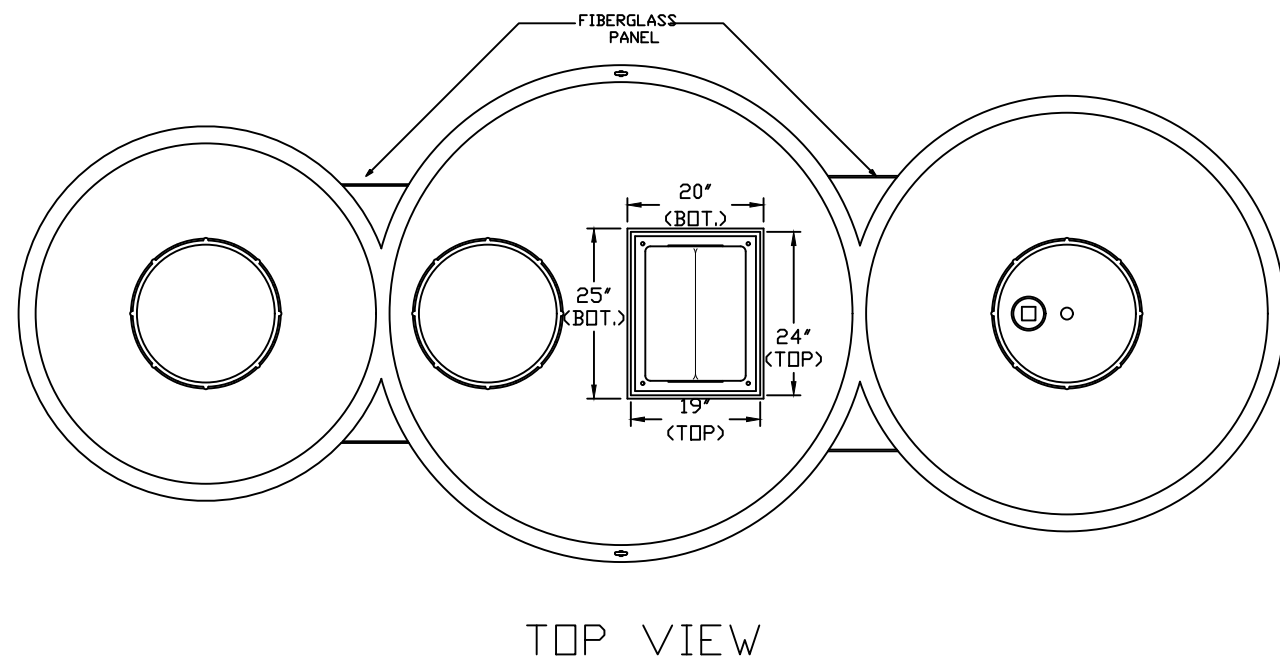
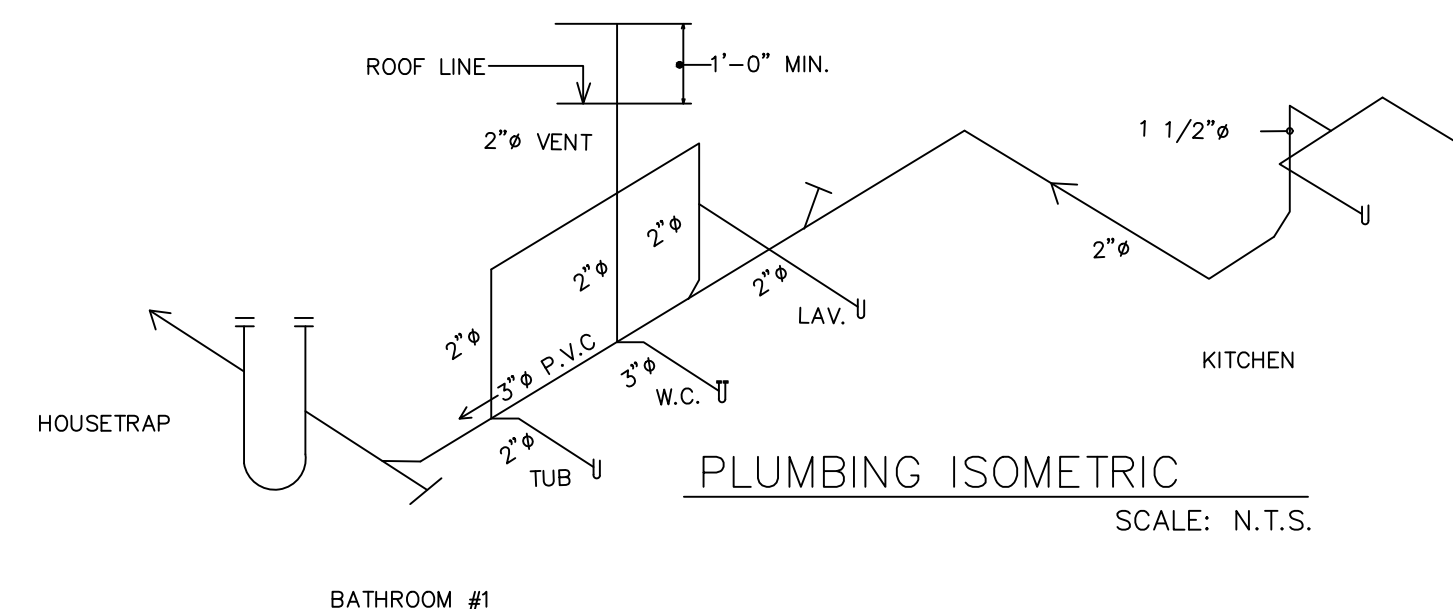
**PLUMBING LEGEND**

---	COLD WATER SUPPLY LINE
---	HOT WATER SUPPLY LINE
---	FIRE SUPPLY LINE
---	4" DIA. PVC SEWER LINE
---	3" DIA. PVC SEWER VENT
—+ HB	HOSE BIB WITH LOCKABLE VALVE
◀▶	VALVE
○	CLEAN OUT
⊥	LATERAL
⊥	ELBOW (45°)
◇	WATER FILTER

**1 PLUMBING PLAN**  
 P 1.00 SCALE: 3/8"=1'-0"

**PLUMBING NOTES:**

- DO NOT SCALE DRAWING(S).
- ALL LAYOUTS SHOWN ARE SCHEMATIC. EXACT LOCATION TO BE VERIFIED BY THE PLUMBER ON THE JOB SITE.
- ALL PLUMBING WORK DONE SHALL CONFORM TO NATIONAL AND V.I. CODES AND STANDARDS.
- CONTRACTOR SHALL VERIFY ALL PLUMBING FIXTURE TYPE WITH OWNER BEFORE INSTALLATION.
- ALL PLUMBING FIXTURES ARE TO BE CAULKED PROPERLY INTO PLACE WHEN IN CONTACT WITH THE FLOOR, COUNTER TOP OR WALLS.
- PLUMBING CONTRACTOR IS REQUIRED TO TEST ALL LINES PRIOR TO COVERING WITH CONCRETE OR INSTALLATION OF BLOCK WALLS, OR OTHER COVERING OF THE PLUMBING LINES.
- ALL GUTTERING FOR WATER COLLECTION SHALL BE SCREENED AT THE DOWNSPOUT TO GUTTER CONNECTIONS.
- THE COMPLETE WATER COLLECTION SYSTEM SHALL BE WATER TIGHT.
- THE PLUMBING SYSTEM FOR THIS WORK INCLUDES ALL COLD WATER DISTRIBUTION, DOMESTIC WATER HEATING AND DISTRIBUTIONS, VENTS, WASTES, AND PLUMBING ITEMS NEEDED FOR A COMPLETE AND PROPER INSTALLATION.
- THESE ITEMS AS INDICATED ON THE DRAWINGS SHALL BE INSTALLED IN ACCORDANCE WITH THE V.I. CODE AND THE AMERICAN STANDARD NATIONAL PLUMBING CODE, ASME.
- DRAINAGE, WASTE, VENT, AND POTABLE SUPPLY TO CISTERN PIPES AND FITTINGS SHALL BE PVC, TYPE I, RATED 160 PSI AT 73 DEGREES F. COPPER TUBING (HOT WATER) SHALL BE TYPE L ABOVE GRADE AND TYPE K IN SLAB WITH PVC SLEEVES TO SEPARATE STEEL AND COPPER. ALL JOINT FITTINGS SHALL BE SOLDERED. FLUX SHALL BE NONE CORROSIVE TYPE.



**DESCRIPTION:**  
 MODEL AS500 5+75 TRIO WITH EZ TOP  
 SHORTENED VERSION

Treatment Capacity: 500 GPD Flow Line Volume: 1000 GAL.  
 BDD Loading: 1.25 #/DAY

DWG REF: REV: 0 DATE: ENG: RD

**ECOLOGICAL TANKS, INC.**  
 2247 HWY 151 NORTH  
 DOWNSVILLE, LA 71234  
 318-644-0397 OFFICE  
 318-644-7257 FAX

NO PART OF THIS DRAWING MAY BE REPRODUCED, STORED IN ANY RETRIEVAL SYSTEM, OR TRANSMITTED IN ANY FORM OR BY ANY MEANS, ELECTRONIC, MECHANICAL, PHOTOCOPYING, RECORDING OR OTHERWISE WITHOUT THE PRIOR WRITTEN PERMISSION OF ECOLOGICAL TANKS, INC.